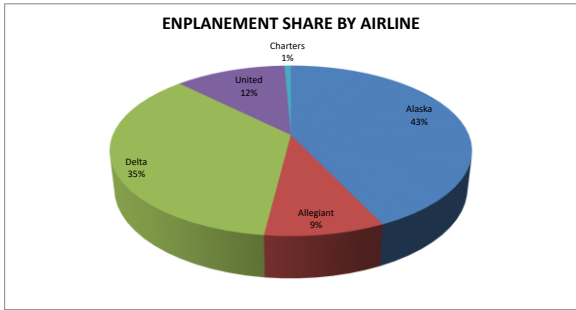
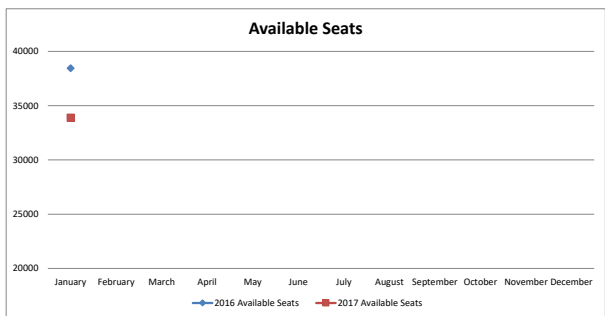


Enplanements	ALASKA AIRLINES			ALLEGiant AIRLINES			DELTA AIRLINES			UNITED AIRLINES			CHARTERS	
	2016	2017	% Change	2016	2017	% Change	2016	2017	% Change	2016	2017	% Change	2016	2017
January	12311	12013	-2%	2711	2524	-7%	9702	9937	2%	3926	3310	-16%	91	190
February														
March														
April														
May														
June														
July														
August														
September														
October														
November														
December														
Year To Date	12311	12013	-2%	2711	2524	-7%	9702	9937	2%	3926	3310	-16%	91	190

	TOTAL		
	2016	2017	% Change
January	28741	27974	-3%
February			
March			
April			
May			
June			
July			
August			
September			
October			
November			
December			
Year To Date	28741	27974	-3%

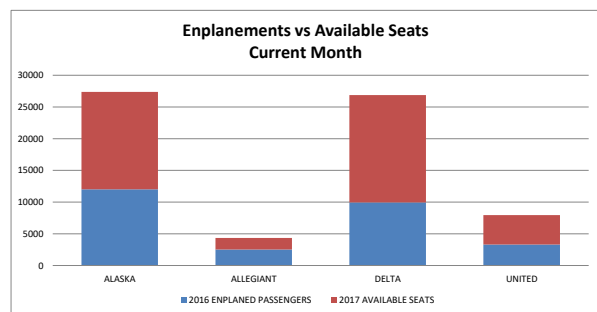


Available Seats	ALASKA AIRLINES			ALLEGiant AIRLINES			DELTA AIRLINES			UNITED AIRLINES			TOTAL		
	2016	2017	% Change	2016	2017	% Change	2016	2017	% Change	2016	2017	% Change	2016	2017	% Change
January	15808	13984	-12%	3316	3426	3%	14099	12297	-13%	5230	4200	-20%	38453	33907	-12%
February															
March															
April															
May															
June															
July															
August															
September															
October															
November															
December															
Year To Date	15808	13984	-12%	3316	3426	3%	14099	12297	-13%	5230	4200	-20%	38453	33907	-12%



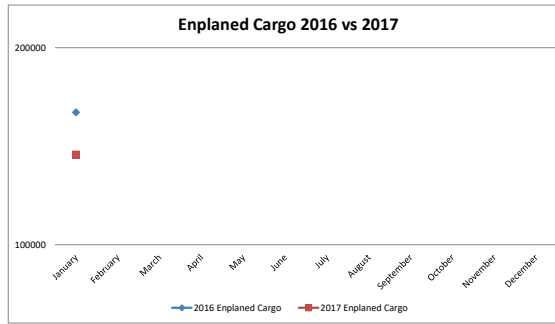
AIRLINE	2016		
	AVAILABLE SEATS	ENPLANED PAX	LOAD FACTOR
ALASKA	15808	12311	78%
ALLEGiant	3316	2711	82%
DELTA	14099	9702	69%
UNITED	5230	3926	75%
ALL AIRLINES	38453	28650	75%

AIRLINE	2017		
	AVAILABLE SEATS	ENPLANED PAX	LOAD FACTOR
ALASKA	13984	12013	86%
ALLEGiant	3426	2524	74%
DELTA	12297	10074	82%
UNITED	4200	3310	79%
ALL AIRLINES	33907	27921	82%



Enplaned Cargo	ALASKA AIRLINES			FEDEX			UPS		
	2016	2017	%Change	2016	2017	%Change	2016	2017	%Change
January	2739	2721	-1%	128453	110993	-14%	36038	32039	-11%
February									
March									
April									
May									
June									
July									
August									
September									
October									
November									
December									
Year To Date	2739	2721	-1%	128453	110993	-14%	36038	32039	-11%

Enplaned Cargo	2016	TOTAL 2017	%Change
January	167230	145753	-13%
February			
March			
April			
May			
June			
July			
August			
September			
October			
November			
December			
Year To Date	167230	145753	-13%



Deplaned Cargo	ALASKA AIRLINES			FEDEX			UPS		
	2016	2017	%Change	2016	2017	%Change	2016	2017	%Change
January	7757	6183	-20%	106873	75509	-29%	84603	73617	-13%
February									
March									
April									
May									
June									
July									
August									
September									
October									
November									
December									
Year To Date	7757	6183	-20%	106873	75509	-29%	84603	73617	-13%

Deplaned Cargo	2016	TOTAL 2017	%Change
January	199233	155309	-22%
February			
March			
April			
May			
June			
July			
August			
September			
October			
November			
December			
Year To Date	199233	155309	-22%

