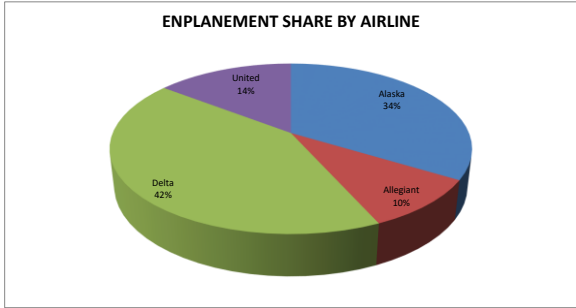
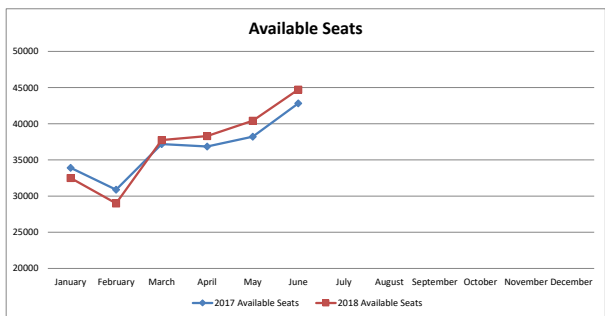


Enplanements	ALASKA AIRLINES			ALLEGiant AIRLINES			DELTA AIRLINES			UNITED AIRLINES			CHARTERS	
	2017	2018	% Change	2017	2018	% Change	2017	2018	% Change	2017	2018	% Change	2017	2018
January	12013	8564	-29%	2524	2525	0%	9937	12786	29%	3310	3928	19%	190	0
February	10536	7632	-28%	2119	2284	8%	9530	11240	18%	3035	3576	18%	42	138
March	13151	10838	-18%	2572	3135	22%	12053	13295	10%	3943	3703	-6%	149	88
April	11226	11044	-2%	2327	2622	13%	10681	12133	14%	4257	4478	5%	195	194
May	12192	11691	-4%	2757	2755	0%	12734	12459	-2%	3887	5029	29%	132	0
June	12072	11267	-7%	5345	4068	-24%	14429	14473	0%	3792	5710	51%	147	64
July														
August														
September														
October														
November														
December														
Year To Date	71190	61036	-14%	17644	17389	-1%	69364	76386	10%	22224	26424	19%	855	484

	2017	TOTAL 2018	% Change
January	27784	27803	0%
February	25220	24732	-2%
March	31719	30971	-2%
April	28491	30277	6%
May	31570	31934	1%
June	35638	35518	0%
July			
August			
September			
October			
November			
December			
Year To Date	180422	181235	0%

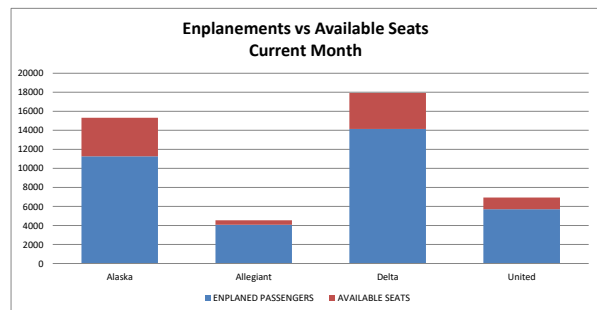


Available Seats	ALASKA AIRLINES			ALLEGiant AIRLINES			DELTA AIRLINES			UNITED AIRLINES			TOTAL		
	2017	2018	% Change	2017	2018	% Change	2017	2018	% Change	2017	2018	% Change	2017	2018	% Change
January	13984	9972	-29%	3426	2888	-16%	12297	14843	21%	4200	4802	14%	33907	32505	-4%
February	12768	8804	-31%	2608	2576	-1%	11844	13401	13%	3666	4216	15%	30886	28997	-6%
March	15808	14058	-11%	2752	3356	22%	14116	15756	12%	4516	4582	1%	37192	37752	2%
April	15048	14572	-3%	2938	3096	5%	13598	15146	11%	5278	5490	4%	36862	38304	4%
May	15428	15104	-2%	3406	3402	0%	14710	15808	7%	4678	6110	31%	38222	40424	6%
June	14972	15324	2%	6598	4545	-31%	16831	17928	7%	4416	6930	57%	42817	44727	4%
July															
August															
September															
October															
November															
December															
Year To Date	88008	77834	-12%	21728	19863	-9%	83396	92882	11%	26754	32130	20%	219886	222709	1%



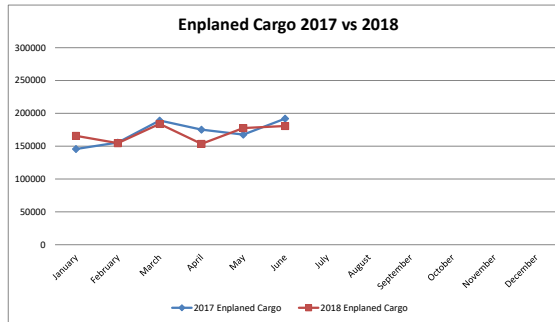
AIRLINE	2017		
	AVAILABLE SEATS	ENPLANED PAX	LOAD FACTOR
ALASKA	14972	12072	81%
ALLEGiant	6598	5345	81%
DELTA	16831	14985	89%
UNITED	4416	3792	86%
ALL AIRLINES	42817	36194	85%

AIRLINE	2018		
	AVAILABLE SEATS	ENPLANED PAX	LOAD FACTOR
ALASKA	15324	11267	74%
ALLEGiant	4545	4068	90%
DELTA	17928	14140	79%
UNITED	6930	5710	82%
ALL AIRLINES	44727	35185	79%



Enplaned Cargo	ALASKA AIRLINES			FEDEX			UPS		
	2017	2018	%Change	2017	2018	%Change	2017	2018	%Change
January	2721	1405	-48%	110993	121543	10%	32039	42865	34%
February	1404	1646	17%	113808	114737	1%	40488	38383	-5%
March	1637	1178	-28%	145576	145576	0%	41945	37247	-11%
April	2461	992	-60%	135116	121942	-10%	37622	30649	-19%
May	1665	1014	-39%	127691	134893	6%	38317	41818	9%
June	2242	1198	-47%	150373	142330	-5%	39388	37316	-5%
July									
August									
September									
October									
November									
December									
Year To Date	12130	7433	-39%	783557	781021	0%	229799	228278	-1%

Enplaned Cargo	2017	TOTAL 2018	%Change
January	145753	165813	14%
February	155700	154766	-1%
March	189158	184001	-3%
April	175199	153583	-12%
May	167673	177725	6%
June	192003	180844	-6%
July			
August			
September			
October			
November			
December			
Year To Date	1025486	1016732	-1%



Deplaned Cargo	ALASKA AIRLINES			FEDEX			UPS		
	2017	2018	%Change	2017	2018	%Change	2017	2018	%Change
January	6183	2515	-59%	75509	84017	11%	73617	114372	55%
February	7160	2983	-58%	68804	76477	11%	71381	98625	38%
March	6215	4737	-24%	82994	72090	-13%	95462	107662	13%
April	5492	4653	-15%	58538	66981	14%	89489	87990	-2%
May	8880	7425	-16%	73345	77477	6%	108258	131554	22%
June	7239	6162	-15%	67174	70477	5%	106040	108354	2%
July									
August									
September									
October									
November									
December									
Year To Date	41169	28475	-31%	426364	447519	5%	544247	648557	19%

Deplaned Cargo	2017	TOTAL 2018	%Change
January	155309	200904	29%
February	147345	178085	21%
March	184671	184489	0%
April	153519	159624	4%
May	190483	216456	14%
June	180453	184993	3%
July			
August			
September			
October			
November			
December			
Year To Date	1011780	1124551	11%

