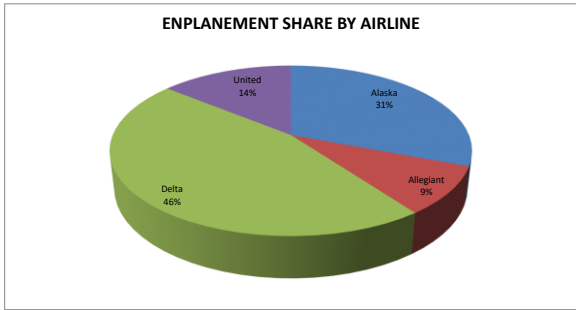
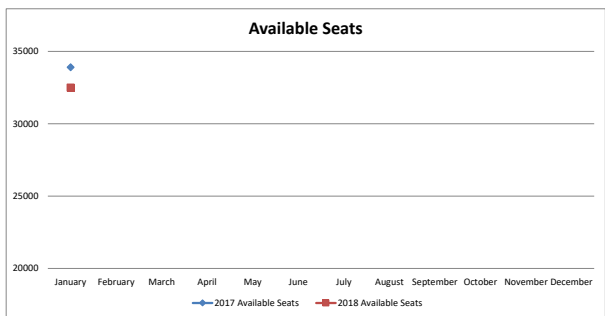


Enplanements	ALASKA AIRLINES			ALLEGiant AIRLINES			DELTA AIRLINES			UNITED AIRLINES			CHARTERS	
	2017	2018	% Change	2017	2018	% Change	2017	2018	% Change	2017	2018	% Change	2017	2018
January	12013	8564	-29%	2524	2525	0%	9937	12786	29%	3310	3928	19%	190	0
February														
March														
April														
May														
June														
July														
August														
September														
October														
November														
December														
Year To Date	12013	8564	-29%	2524	2525	0%	9937	12786	29%	3310	3928	19%	190	0

	TOTAL		
	2017	2018	% Change
January	27784	27803	0%
February			
March			
April			
May			
June			
July			
August			
September			
October			
November			
December			
Year To Date	27784	27803	0%

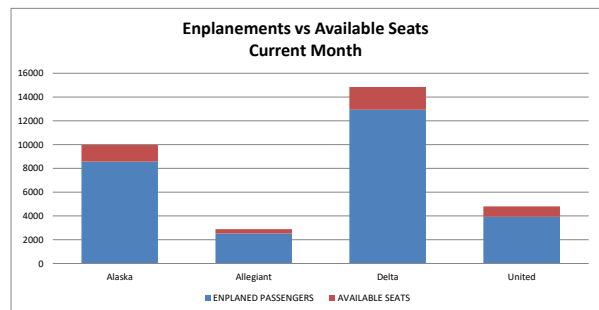


Available Seats	ALASKA AIRLINES			ALLEGiant AIRLINES			DELTA AIRLINES			UNITED AIRLINES			TOTAL		
	2017	2018	% Change	2017	2018	% Change	2017	2018	% Change	2017	2018	% Change	2017	2018	% Change
January	13984	9972	-29%	3426	2888	-16%	12297	14843	21%	4200	4802	14%	33907	32505	-4%
February															
March															
April															
May															
June															
July															
August															
September															
October															
November															
December															
Year To Date	13984	9972	-29%	3426	2888	-16%	12297	14843	21%	4200	4802	14%	33907	32505	-4%



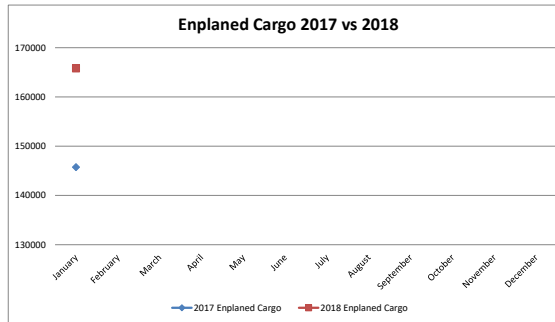
AIRLINE	2017		
	AVAILABLE SEATS	ENPLANED PAX	LOAD FACTOR
ALASKA	13984	12013	86%
ALLEGiant	3426	2524	74%
DELTA	12297	10074	82%
UNITED	4200	3310	79%
ALL AIRLINES	33907	27921	82%

AIRLINE	2018		
	AVAILABLE SEATS	ENPLANED PAX	LOAD FACTOR
ALASKA	9972	8564	86%
ALLEGiant	2888	2525	87%
DELTA	14843	12929	87%
UNITED	4802	3928	82%
ALL AIRLINES	32505	27946	86%



Enplaned Cargo	ALASKA AIRLINES			FEDEX			UPS		
	2017	2018	%Change	2017	2018	%Change	2017	2018	%Change
January	2721	1405	-48%	110993	121543	10%	32039	42865	34%
February									
March									
April									
May									
June									
July									
August									
September									
October									
November									
December									
Year To Date	2721	1405	-48%	110993	121543	10%	32039	42865	34%

Enplaned Cargo	2017	TOTAL 2018	%Change
	January	145753	165813
February			
March			
April			
May			
June			
July			
August			
September			
October			
November			
December			
Year To Date	145753	165813	14%



Deplaned Cargo	ALASKA AIRLINES			FEDEX			UPS		
	2017	2018	%Change	2017	2018	%Change	2017	2018	%Change
January	6183	2515	-59%	75509	84017	11%	73617	114372	55%
February									
March									
April									
May									
June									
July									
August									
September									
October									
November									
December									
Year To Date	6183	2515	-59%	75509	84017	11%	73617	114372	55%

Deplaned Cargo	2017	TOTAL 2018	%Change
	January	155309	200904
February			
March			
April			
May			
June			
July			
August			
September			
October			
November			
December			
Year To Date	155309	200904	29%

