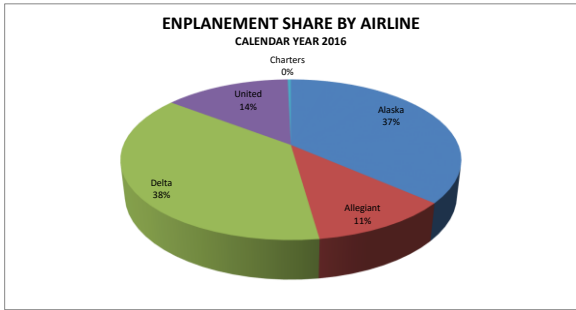
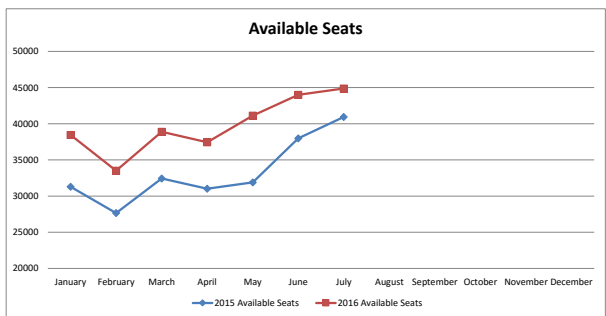


Enplanements	ALASKA AIRLINES			ALLEGiant AIRLINES			DELTA AIRLINES			UNITED AIRLINES			CHARTERS	
	2015	2016	% Change	2015	2016	% Change	2015	2016	% Change	2015	2016	% Change	2015	2016
January	11538	12311	7%	2815	2711	-4%	7528	9702	29%	3993	3926	-2%	255	91
February	10037	11018	10%	2595	2592	0%	7094	8924	26%	3359	3224	-4%	142	159
March	11611	10962	-6%	3126	2904	-7%	8346	11205	34%	5345	4729	-12%	208	66
April	10146	10543	4%	2681	2423	-10%	8364	10933	31%	4391	4942	13%	44	144
May	11145	10897	-2%	3198	2949	-8%	8623	11991	39%	3965	5162	30%	0	0
June	11874	11665	-2%	5222	5158	-1%	10510	13713	30%	4156	4326	4%	0	119
July	11983	10531	-12%	5517	5457	-1%	11017	13930	26%	4817	4194	-13%	0	194
August														
September														
October														
November														
December														
Year To Date	78334	77927	-1%	25154	24194	-4%	61482	80398	31%	30026	30503	2%	649	773

	2015	TOTAL 2016	% Change
January	26129	28741	10%
February	23227	25917	12%
March	28636	29866	4%
April	25626	28985	13%
May	26931	30999	15%
June	31762	34981	10%
July	33334	34306	3%
August			
September			
October			
November			
December			
Year To Date	195645	213795	9%



Available Seats	ALASKA AIRLINES			ALLEGiant AIRLINES			DELTA AIRLINES			UNITED AIRLINES			TOTAL		
	2015	2016	% Change	2015	2016	% Change	2015	2016	% Change	2015	2016	% Change	2015	2016	% Change
January	13680	15808	16%	3168	3316	5%	9654	14099	46%	4794	5230	9%	31296	38453	23%
February	11856	14820	25%	2998	2828	-6%	8884	11799	33%	3916	4062	4%	27654	33509	21%
March	13528	15428	14%	3310	3124	-6%	9514	14540	53%	6086	5800	-5%	32438	38892	20%
April	13072	14516	11%	3332	2788	-16%	9516	13940	46%	5102	6202	22%	31022	37446	21%
May	13224	14972	13%	3670	3636	-1%	10465	16119	54%	4544	6398	41%	31903	41125	29%
June	15352	15428	0%	5834	5908	1%	12231	17724	45%	4564	4944	8%	37981	44004	16%
July	16416	15504	-6%	6320	5894	-7%	12457	18798	51%	5750	4682	-19%	40943	44878	10%
August															
September															
October															
November															
December															
Year To Date	97128	106476	10%	28632	27494	-4%	72721	107019	47%	34756	37318	7%	233237	278307	19%

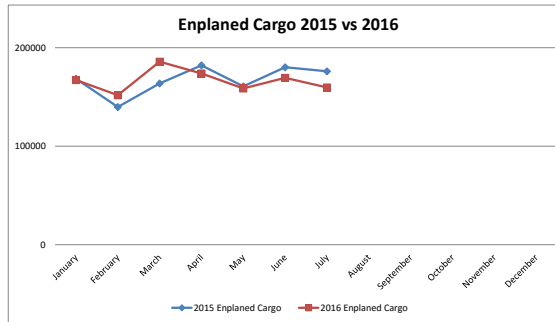


AIRLINE	2015		
	AVAILABLE SEATS	ENPLANED PAX	LOAD FACTOR
ALASKA	16416	11983	73%
ALLEGiant	6320	5517	87%
DELTA	12457	11017	88%
UNITED	5750	4817	84%
ALL AIRLINES	40943	33334	81%

AIRLINE	2016		
	AVAILABLE SEATS	ENPLANED PAX	LOAD FACTOR
ALASKA	15504	10531	68%
ALLEGiant	5894	5457	93%
DELTA	18798	13930	74%
UNITED	4682	4194	90%
ALL AIRLINES	44878	34112	76%

Enplaned Cargo	ALASKA AIRLINES			FEDEX			UPS		
	2015	2016	%Change	2015	2016	%Change	2015	2016	%Change
January	2982	2739	-8%	127620	128453	1%	37914	36038	-5%
February	2096	2671	27%	108172	115931	7%	29545	33213	12%
March	2480	2769	12%	129425	144127	11%	31780	38899	22%
April	2579	1724	-33%	147040	135395	-8%	32451	36752	13%
May	3953	2620	-34%	122811	125262	2%	33963	30779	-9%
June	3163	2445	-23%	147044	130582	-11%	29914	36339	21%
July	3258	2378	-27%	138860	124184	-11%	33903	33061	-2%
August									
September									
October									
November									
December									
Year To Date	20511	17346	-15%	920972	903934	-2%	229470	245081	7%

Enplaned Cargo	2015	TOTAL 2016	%Change
January	168516	167230	-1%
February	139813	151815	9%
March	163685	185795	14%
April	182070	173871	-5%
May	160727	158661	-1%
June	180121	169366	-6%
July	176021	159623	-9%
August			
September			
October			
November			
December			
Year To Date	1170953	1166361	0%



Deplaned Cargo	ALASKA AIRLINES			FEDEX			UPS		
	2015	2016	%Change	2015	2016	%Change	2015	2016	%Change
January	7286	7757	6%	97558	106873	10%	96850	84603	-13%
February	9610	8760	-9%	91255	90126	-1%	76283	80259	5%
March	7663	5976	-22%	99607	106056	6%	90353	95968	6%
April	7036	6258	-11%	133865	69457	-48%	84961	83691	-1%
May	11098	9762	-12%	105377	66487	-37%	92026	88486	-4%
June	7447	6900	-7%	88681	67424	-24%	92473	105043	14%
July	7984	7690	-4%	94935	57364	-40%	97928	99474	2%
August									
September									
October									
November									
December									
Year To Date	58124	53103	-9%	711278	563787	-21%	630874	637524	1%

Deplaned Cargo	2015	TOTAL 2016	%Change
January	201694	199233	-1%
February	177148	179145	1%
March	197623	208000	5%
April	225862	159406	-29%
May	208501	164735	-21%
June	188601	179367	-5%
July	200847	164528	-18%
August			
September			
October			
November			
December			
Year To Date	1400276	1254414	-10%

