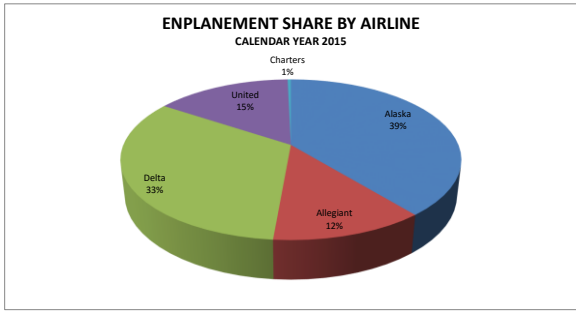
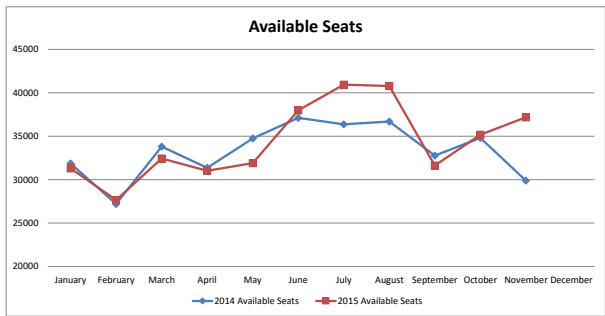


Enplanements	ALASKA AIRLINES			ALLEGiant AIRLINES			DELTA AIRLINES			UNITED AIRLINES			CHARTERS	
	2014	2015	% Change	2014	2015	% Change	2014	2015	% Change	2014	2015	% Change	2014	2015
January	10367	11538	11%	3043	2815	-7%	6790	7528	11%	4945	3993	-19%	210	255
February	9214	10037	9%	2546	2595	2%	6618	7094	7%	4032	3359	-17%	201	142
March	10459	11611	11%	3511	3126	-11%	7786	8346	7%	5982	5345	-11%	122	208
April	9118	10146	11%	2406	2681	11%	6803	8364	23%	5664	4391	-22%	200	44
May	9976	11145	12%	3966	3198	-19%	7725	8623	12%	5715	3965	-31%	0	0
June	10273	11874	16%	5451	5222	-4%	9017	10510	17%	5974	4156	-30%	88	0
July	9855	11983	22%	5137	5517	7%	10047	11017	10%	5168	4817	-7%	0	0
August	9532	11232	18%	4947	4915	-1%	10158	11421	12%	5528	4608	-17%	78	233
September	9900	10410	5%	2135	2026	-5%	9140	10218	12%	4698	4013	-15%	66	45
October	10748	11286	5%	3735	3072	-18%	8597	10211	19%	5612	4874	-13%	35	170
November	11234	11352	1%	3698	3608	-2%	7335	10037	37%	4369	4653	7%	40	63
December														
Year To Date	110676	122614	11%	40575	38775	-4%	90016	103369	15%	57687	48174	-16%	1040	1160

	2014	TOTAL 2015	% Change
January	25355	26129	3%
February	22611	23227	3%
March	27860	28636	3%
April	24191	25626	6%
May	27382	26931	-2%
June	30803	31762	3%
July	30207	33334	10%
August	30243	32409	7%
September	25939	26712	3%
October	28727	29613	3%
November	26676	29713	11%
December			
Year To Date	299994	314092	5%

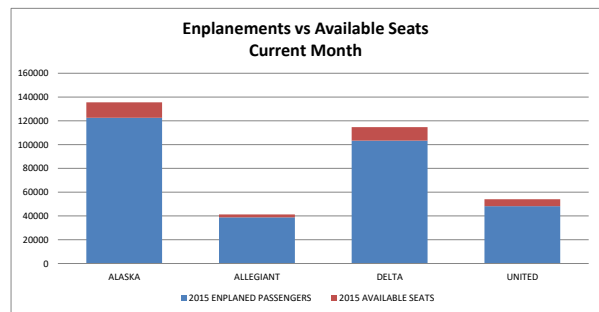


Available Seats	ALASKA AIRLINES			ALLEGiant AIRLINES			DELTA AIRLINES			UNITED AIRLINES			TOTAL		
	2014	2015	% Change	2014	2015	% Change	2014	2015	% Change	2014	2015	% Change	2014	2015	% Change
January	13452	13680	2%	3492	3168	-9%	8818	9654	9%	6096	4794	-21%	31858	31296	-2%
February	11856	11856	0%	2662	2998	13%	7833	8884	13%	4850	3916	-19%	27201	27654	2%
March	13148	13528	3%	4168	3310	-21%	8689	9514	9%	7810	6086	-22%	33815	32438	-4%
April	12996	13072	1%	2656	3332	25%	8009	9516	19%	7700	5102	-34%	31361	31022	-1%
May	13300	13224	-1%	4494	3670	-18%	8801	10465	19%	8151	4544	-44%	34746	31903	-8%
June	13072	15352	17%	6172	5834	-5%	10040	12231	22%	7832	4564	-42%	37116	37981	2%
July	13376	16416	23%	5490	6320	15%	11593	12457	7%	5916	5750	-3%	36375	40943	13%
August	13148	17404	32%	5342	5668	6%	11582	12651	9%	6616	5066	-23%	36688	40789	11%
September	12996	12844	-1%	2508	2502	0%	11357	11702	3%	5916	4574	-23%	32777	31622	-4%
October	13452	13300	-1%	4168	3664	-12%	10388	12656	22%	6800	5560	-18%	34808	35180	1%
November	13072	14972	15%	4208	3950	-6%	7958	13132	65%	4650	5134	10%	29888	37188	24%
December															
Year To Date	143868	155648	8%	45360	44416	-2%	105068	122862	17%	72337	55090	-24%	366633	378016	3%



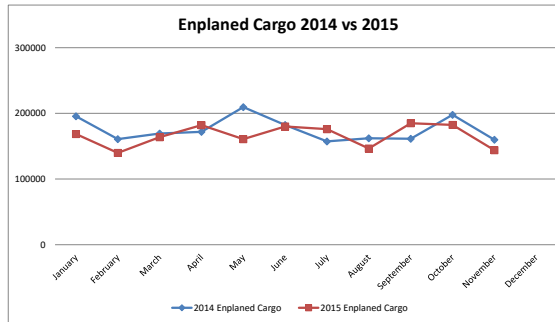
AIRLINE	2014		
	AVAILABLE SEATS	ENPLANED PAX	LOAD FACTOR
ALASKA	13072	11234	86%
ALLEGiant	4208	3698	88%
DELTA	7958	7335	92%
UNITED	4650	4369	94%
ALL AIRLINES	29888	26636	89%

AIRLINE	2015		
	AVAILABLE SEATS	ENPLANED PAX	LOAD FACTOR
ALASKA	14972	11352	76%
ALLEGiant	3950	3608	91%
DELTA	13132	10037	76%
UNITED	5134	4653	91%
ALL AIRLINES	37188	29650	80%



Enplaned Cargo	ALASKA AIRLINES			FEDEX			UPS		
	2014	2015	%Change	2014	2015	%Change	2014	2015	%Change
January	2195	2982	36%	129771	127620	-2%	63568	37914	-40%
February	2059	2096	2%	104401	108172	4%	54309	29545	-46%
March	2848	2480	-13%	114845	129425	13%	51626	31780	-38%
April	2745	2579	-6%	111959	147040	31%	57185	32451	-43%
May	2847	3953	39%	151661	122811	-19%	55035	33963	-38%
June	3795	3163	-17%	119397	147044	23%	59097	29914	-49%
July	2655	3258	23%	120546	138860	15%	34167	33903	-1%
August	2198	2229	1%	127785	114570	-10%	32058	29826	-7%
September	2233	2940	32%	126449	147324	17%	32736	34697	6%
October	2597	3039	17%	153096	144392	-6%	42153	35115	-17%
November	1974	2302	17%	122646	105831	-14%	35259	35744	1%
December									
Year To Date	28146	31021	10%	1382556	1433089	4%	517193	364852	-29%

Enplaned Cargo	2014	TOTAL 2015	%Change
January	195534	168516	-14%
February	160769	139813	-13%
March	169319	163685	-3%
April	171889	182070	6%
May	209543	160727	-23%
June	182289	180121	-1%
July	157368	176021	12%
August	162041	146625	-10%
September	161418	184961	15%
October	197846	182546	-8%
November	159879	143877	-10%
December			
Year To Date	1927895	1828962	-5%



Deplaned Cargo	ALASKA AIRLINES			FEDEX			UPS		
	2014	2015	%Change	2014	2015	%Change	2014	2015	%Change
January	4706	7286	55%	158771	97558	-39%	120116	96850	-19%
February	5446	9610	76%	145842	91255	-37%	96140	76283	-21%
March	6647	7663	15%	142604	99607	-30%	95798	90353	-6%
April	7208	7036	-2%	167618	133865	-20%	111124	84961	-24%
May	12780	11098	-13%	159891	105377	-34%	112759	92026	-18%
June	7547	7447	-1%	152703	88681	-42%	108195	92473	-15%
July	7847	7984	2%	131578	94935	-28%	80460	97928	22%
August	8504	10612	25%	96854	66721	-31%	87809	82954	-6%
September	7814	8456	8%	117545	57090	-51%	93317	97264	4%
October	7559	8657	15%	129788	53115	-59%	94497	98433	4%
November	6197	6175	0%	111963	49449	-56%	80472	68439	-15%
December									
Year To Date	82255	92024	12%	1515157	937653	-38%	1080687	977964	-10%

Deplaned Cargo	2014	TOTAL 2015	%Change
January	283593	201694	-29%
February	247428	177148	-28%
March	245049	197623	-19%
April	285950	225862	-21%
May	285430	208501	-27%
June	268445	188601	-30%
July	219885	200847	-9%
August	193167	160287	-17%
September	218676	162810	-26%
October	231844	160205	-31%
November	198632	124063	-38%
December			
Year To Date	2678099	2007641	-25%

