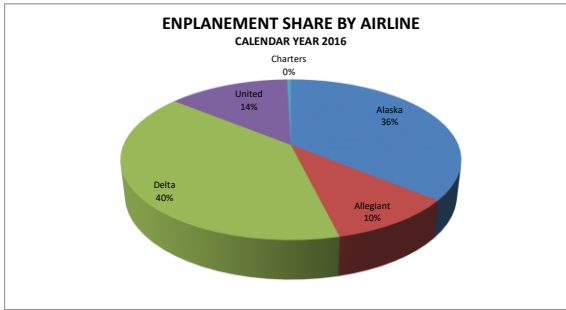


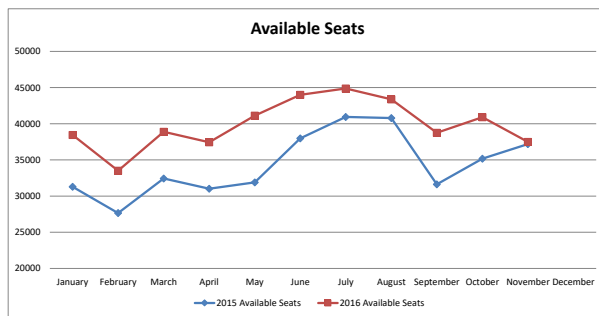
TRI-CITIES AIRPORT  
AIRLINE PASSENGER COMPARISON  
CALENDAR YEAR 2016

Enplanements	ALASKA AIRLINES			ALLEGiant AIRLINES			DELTA AIRLINES			UNITED AIRLINES			CHARTERS	
	2015	2016	% Change	2015	2016	% Change	2015	2016	% Change	2015	2016	% Change	2015	2016
January	11538	12311	7%	2815	2711	-4%	7528	9702	29%	3993	3926	-2%	255	91
February	10037	11018	10%	2595	2592	0%	7094	8924	26%	3359	3224	-4%	142	159
March	11611	10962	-6%	3126	2904	-7%	8346	11205	34%	5345	4729	-12%	208	66
April	10146	10543	4%	2681	2423	-10%	8364	10933	31%	4391	4942	13%	44	144
May	11145	10897	-2%	3198	2949	-8%	8623	11991	39%	3965	5162	30%	0	0
June	11874	11665	-2%	5222	5158	-1%	10510	13713	30%	4156	4326	4%	0	119
July	11983	10531	-12%	5517	5457	-1%	11017	13930	26%	4817	4194	-13%	0	343
August	11232	10746	-4%	4915	3619	-26%	11421	14518	27%	4608	4110	-11%	233	117
September	10410	10435	0%	2026	1660	-18%	10218	13103	28%	4013	4204	5%	45	194
October	11286	11030	-2%	3072	2530	-18%	10211	14139	38%	4874	3891	-20%	170	40
November	11352	12198	7%	3608	2986	-17%	10037	13016	30%	4653	4099	-12%	63	231
December														
Year To Date	122614	122336	0%	38775	34989	-10%	103369	135174	31%	48174	46807	-3%	1160	1504

	2015	TOTAL 2016	% Change
January	26129	28741	10%
February	23227	25917	12%
March	28636	29866	4%
April	25626	28985	13%
May	26931	30999	15%
June	31762	34981	10%
July	33334	34455	3%
August	32409	33110	2%
September	26712	29596	11%
October	29613	31630	7%
November	29713	32530	9%
December			
Year To Date	314092	340810	9%



Available Seats	ALASKA AIRLINES			ALLEGiant AIRLINES			DELTA AIRLINES			UNITED AIRLINES			TOTAL		
	2015	2016	% Change	2015	2016	% Change	2015	2016	% Change	2015	2016	% Change	2015	2016	% Change
January	13680	15808	16%	3168	3316	5%	9654	14099	46%	4794	5230	9%	31296	38453	23%
February	11856	14820	25%	2998	2828	-6%	8884	11799	33%	3916	4062	4%	27654	33509	21%
March	13528	15428	14%	3310	3124	-6%	9514	14540	53%	6086	5800	-5%	32438	38892	20%
April	13072	14516	11%	3332	2788	-16%	9516	13940	46%	5102	6202	22%	31022	37446	21%
May	13224	14972	13%	3670	3636	-1%	10465	16119	54%	4544	6398	41%	31903	41125	29%
June	15352	15428	0%	5834	5908	1%	12231	17724	45%	4564	4944	8%	37981	44004	16%
July	16416	15504	-6%	6320	5894	-7%	12457	18798	51%	5750	4682	-19%	40943	44878	10%
August	17404	15732	-10%	5668	4094	-28%	12651	18893	49%	5066	4650	-8%	40789	43369	6%
September	12844	15352	20%	2502	1812	-28%	11702	16940	45%	4574	4644	2%	31622	38748	23%
October	13300	15656	18%	3664	2792	-24%	12656	17837	41%	5560	4614	-17%	35180	40899	16%
November	14972	14516	-3%	3950	3592	-9%	13132	14982	14%	5134	4396	-14%	37188	37486	1%
December															
Year To Date	155648	167732	8%	44416	39784	-10%	122862	175671	43%	55090	55622	1%	378016	438809	16%

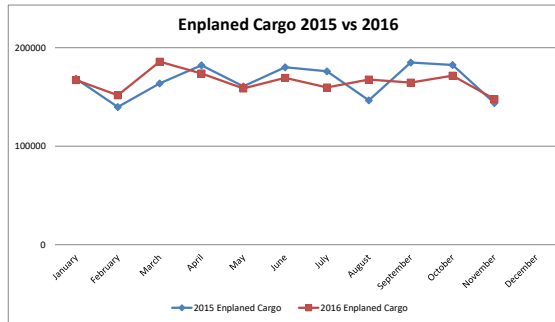


AIRLINE	2015		
	AVAILABLE SEATS	ENPLANED PAX	LOAD FACTOR
ALASKA	14972	11352	76%
ALLEGiant	3950	3608	91%
DELTA	13132	10037	76%
UNITED	5134	4653	91%
ALL AIRLINES	37188	29650	80%

AIRLINE	2016		
	AVAILABLE SEATS	ENPLANED PAX	LOAD FACTOR
ALASKA	14516	12198	84%
ALLEGiant	3592	2986	83%
DELTA	14982	13016	87%
UNITED	4396	4099	93%
ALL AIRLINES	37486	32299	86%

Enplaned Cargo	ALASKA AIRLINES			FEDEX			UPS		
	2015	2016	%Change	2015	2016	%Change	2015	2016	%Change
January	2982	2739	-8%	127620	128453	1%	37914	36038	-5%
February	2096	2671	27%	108172	115931	7%	29545	33213	12%
March	2480	2769	12%	129425	144127	11%	31780	38899	22%
April	2579	1724	-33%	147040	135395	-8%	32451	36752	13%
May	3953	2620	-34%	122811	125262	2%	33963	30779	-9%
June	3163	2445	-23%	147044	130582	-11%	29914	36339	21%
July	3258	2378	-27%	138860	124184	-11%	33903	33061	-2%
August	2229	2445	10%	114570	126613	11%	29826	38632	30%
September	2940	2030	-31%	147324	126131	-14%	34697	36454	5%
October	3039	2059	-32%	144392	133310	-8%	35115	36243	3%
November	2302	2090	-9%	105831	108272	2%	35744	37548	5%
December									
Year To Date	31021	25970	-16%	1433089	1398260	-2%	364852	393958	8%

Enplaned Cargo	2015	TOTAL 2016	%Change
January	168516	167230	-1%
February	139813	151815	9%
March	163685	185795	14%
April	182070	173871	-5%
May	160727	158661	-1%
June	180121	169366	-6%
July	176021	159623	-9%
August	146625	167690	14%
September	184961	164615	-11%
October	182546	171612	-6%
November	143877	147910	3%
December			
Year To Date	1828962	1818188	-1%



Deplaned Cargo	ALASKA AIRLINES			FEDEX			UPS		
	2015	2016	%Change	2015	2016	%Change	2015	2016	%Change
January	7286	7757	6%	97558	106873	10%	96850	84603	-13%
February	9610	8760	-9%	91255	90126	-1%	76283	80259	5%
March	7663	5976	-22%	99607	106056	6%	90353	95968	6%
April	7036	6258	-11%	133865	69457	-48%	84961	83691	-1%
May	11098	9762	-12%	105377	66487	-37%	92026	88486	-4%
June	7447	6900	-7%	88681	67424	-24%	92473	105043	14%
July	7984	7690	-4%	94935	57364	-40%	97928	99474	2%
August	10612	12490	18%	66721	69946	5%	82954	96405	16%
September	8456	6723	-20%	57090	76500	34%	97264	101423	4%
October	8657	7932	-8%	53115	69965	32%	98433	86648	-12%
November	6175	5949	-4%	49449	60237	22%	68439	63501	-7%
December									
Year To Date	92024	86197	-6%	937653	840435	-10%	977964	985501	1%

Deplaned Cargo	2015	TOTAL 2016	%Change
January	201694	199233	-1%
February	177148	179145	1%
March	197623	208000	5%
April	225862	159406	-29%
May	208501	164735	-21%
June	188601	179367	-5%
July	200847	164528	-18%
August	160287	178841	12%
September	162810	184646	13%
October	160205	164545	3%
November	124063	129687	5%
December			
Year To Date	2007641	1912133	-5%

