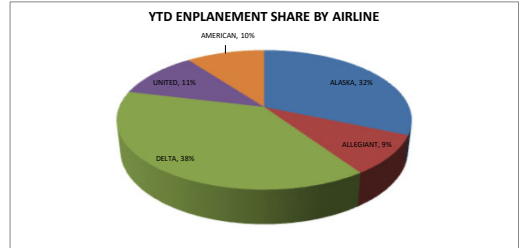
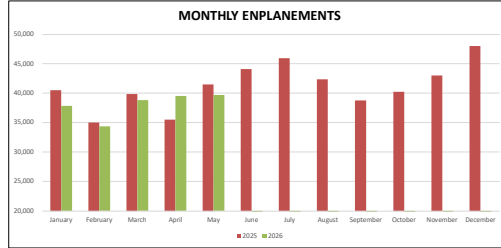


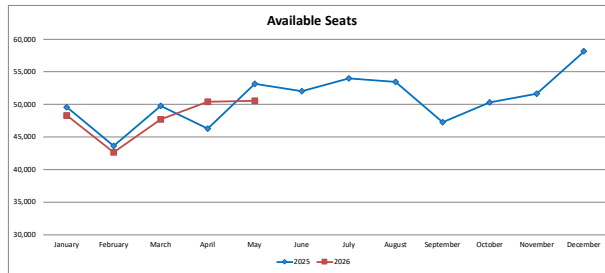
**TRI-CITIES AIRPORT
MONTHLY AIRPORT ACTIVITY REPORT
MAY 2026**

Enplanements	ALASKA			ALLEGiant			DELTA			UNITED			AMERICAN			AVELO (END 10/18/25)			CHARTERS	
	2025	2026	% Change	2025	2026	% Change	2025	2026	% Change	2025	2026	% Change	2025	2026	% Change	2025	2026	% Change	2025	2026
January	12,096	13,066	8%	3,354	2,991	-11%	12,810	13,342	4%	7,339	4,725	-36%	3,959	3,722	-6%	956	742	-22%	87	264
February	9,788	10,626	9%	2,715	2,776	2%	11,657	12,768	10%	6,523	4,442	-32%	3,571	3,766	5%	1,014	1,014	0%	0	0
March	9,984	11,350	14%	3,379	4,110	22%	14,540	15,114	4%	7,016	3,978	-43%	3,925	4,267	9%	1,014	1,014	0%	248	248
April	9,249	13,024	41%	2,432	3,701	52%	14,318	15,122	6%	4,925	3,676	-25%	3,514	3,981	13%	1,067	1,067	0%	94	178
May	13,024	11,580	-11%	3,025	3,824	26%	15,856	16,392	3%	5,036	4,150	-18%	3,505	3,755	7%	1,049	1,049	0%	86	184
Year To Date	54,141	59,646	10%	14,905	17,402	17%	69,181	72,738	5%	30,839	20,971	-32%	18,474	19,491	6%	4,828	4,828	0%	515	874

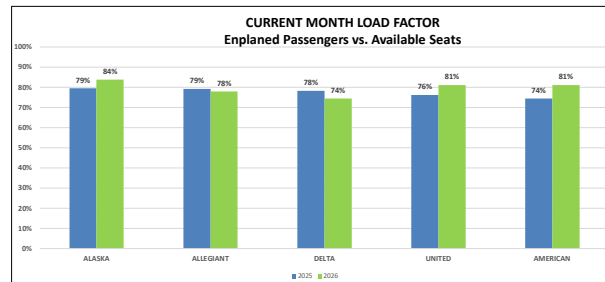
Total Enplanements	2025	2026	Current Year % Change
January	40,514	37,846	-7%
February	34,996	34,378	-2%
March	39,858	38,819	-3%
April	35,505	39,504	11%
May	41,495	39,701	-4%
Year To Date	192,368	190,248	-1%



Available Seats	ALASKA			ALLEGiant			DELTA			UNITED			AMERICAN			AVELO (END 10/18/25)			TOTAL		
	2025	2026	% Change	2025	2026	% Change	2025	2026	% Change	2025	2026	% Change	2025	2026	% Change	2025	2026	% Change	2025	2026	% Change
January	13,973	16,665	19%	4,527	3,693	-18%	15,664	17,040	9%	9,214	6,172	-33%	4,712	4,712	0%	1,470	0	-100%	49,560	48,282	-3%
February	12,318	13,129	7%	3,657	3,687	1%	13,828	16,088	16%	8,330	5,500	-34%	4,332	4,256	-2%	1,176	0	-100%	43,641	42,660	-2%
March	13,707	14,146	3%	3,891	5,244	35%	17,060	18,716	10%	8,842	4,868	-45%	4,940	4,712	-5%	1,323	0	-100%	49,763	47,686	-4%
April	14,270	18,754	31%	2,892	4,890	69%	16,910	17,960	6%	6,422	4,224	-34%	4,461	4,560	2%	1,323	0	-100%	46,278	50,388	9%
May	16,398	13,832	-16%	3,819	4,911	29%	20,298	22,042	9%	6,610	5,122	-23%	4,712	4,636	-2%	1,323	0	-100%	53,160	50,543	-5%
Year To Date	70,666	76,526	8%	18,786	22,425	19%	83,760	91,846	10%	39,418	25,886	-34%	23,157	22,876	-1%	6,615	0	-100%	242,402	239,559	-1%



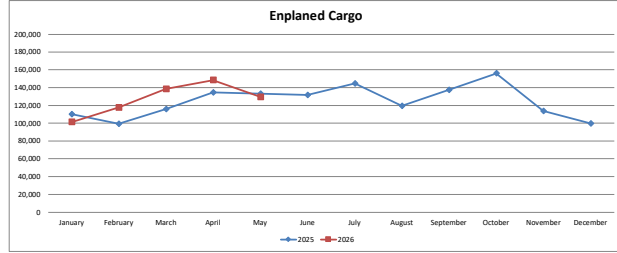
Load Factor	ALASKA			ALLEGiant			DELTA			UNITED			AMERICAN			TOTAL		
	2025	2026	% Change	2025	2026	% Change	2025	2026	% Change	2025	2026	% Change	2025	2026	% Change	2025	2026	% Change
January	87%	78%	-8%	74%	81%	7%	82%	78%	-3%	80%	77%	-3%	84%	79%	-5%	82%	78%	-3%
February	79%	81%	1%	74%	75%	1%	84%	79%	-5%	78%	81%	2%	82%	88%	6%	80%	81%	0%
March	73%	80%	7%	87%	78%	-8%	85%	81%	-4%	79%	82%	2%	79%	91%	11%	80%	81%	1%
April	65%	69%	5%	84%	76%	-8%	85%	84%	0%	77%	87%	10%	79%	87%	9%	77%	78%	2%
May	79%	84%	4%	79%	78%	-1%	78%	74%	-4%	76%	81%	5%	74%	81%	7%	78%	79%	0%



**TRI-CITIES AIRPORT
MONTHLY AIRPORT ACTIVITY REPORT
MAY 2026**

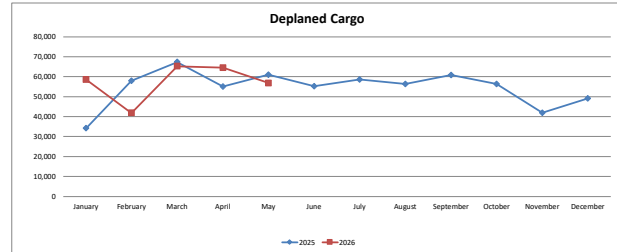
Enplaned Cargo	FEDEX/Empire			UPS/Amerflight		
	2025	2026	%Change	2025	2026	%Change
January	66,154	58,612	-11%	43,896	42,728	-3%
February	54,354	64,171	18%	45,000	53,620	19%
March	55,988	66,748	19%	59,824	71,637	20%
April	71,554	75,963	6%	63,211	72,623	15%
May	66,608	59,151	-11%	66,458	70,569	6%
Year To Date	314,658	324,645	3%	278,389	311,177	12%

Enplaned Cargo	2025	TOTAL 2026	%Change
January	110,050	101,340	-8%
February	99,354	117,791	19%
March	115,812	138,385	19%
April	134,765	148,586	10%
May	133,066	129,720	-3%
Year To Date	593,047	635,822	7%



Deplaned Cargo	FEDEX/Empire			UPS/Amerflight		
	2025	2026	%Change	2025	2026	%Change
January	0	0	0%	34,154	58,677	72%
February	0	0	0%	58,049	41,905	-28%
March	19	0	-100%	67,387	65,324	-3%
April	0	0	0%	55,091	64,564	17%
May	0	0	0%	60,990	56,783	-7%
Year To Date	19	0	-100%	275,671	287,253	4%

Deplaned Cargo	2025	TOTAL 2026	%Change
January	34,154	58,677	72%
February	58,049	41,905	-28%
March	67,406	65,324	-3%
April	55,091	64,564	17%
May	60,990	56,783	-7%
Year To Date	275,690	287,253	4%



Tower Operations	2025	TOTAL 2026	%Change
January	4,122	3,746	-9%
February	3,432	3,640	6%
March	4,467	4,093	-8%
April	5,289	4,982	-6%
May	5,524	5,230	-5%
Year To Date	22,834	21,691	-5%

