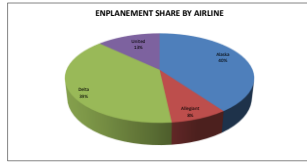
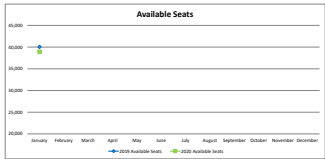


Enplanements	ALASKA AIRLINES			ALEGANT AIRLINES			DELTA AIRLINES			UNITED AIRLINES			TOTAL	
	2019	2020	% Change	2019	2020	% Change	2019	2020	% Change	2019	2020	% Change	2019	2020
January	12,681	13,613	7%	2,763	2,800	1%	12,485	13,168	5%	4,684	4,413	-6%	0	38
February														
March														
April														
May														
June														
July														
August														
September														
October														
November														
December														
Year To Date	12,681	13,613	7%	2,763	2,800	1%	12,485	13,168	5%	4,684	4,413	-6%	0	38

	2019	TOTAL 2020	% Change
January	32,613	34,004	4%
February			
March			
April			
May			
June			
July			
August			
September			
October			
November			
December			
Year To Date	32,613	34,004	4%

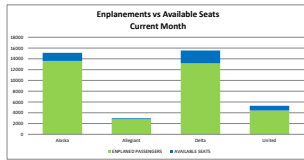


Available Seats	ALASKA AIRLINES			ALEGANT AIRLINES			DELTA AIRLINES			UNITED AIRLINES			TOTAL		
	2019	2020	% Change	2019	2020	% Change	2019	2020	% Change	2019	2020	% Change	2019	2020	
January	15,808	15,114	-4%	3,153	2,976	-6%	15,469	15,541	0%	5,625	5,291	-6%	40,055	38,935	-3%
February															
March															
April															
May															
June															
July															
August															
September															
October															
November															
December															
Year To Date	15,808	15,114	-4%	3,153	2,976	-6%	15,469	15,541	0%	5,625	5,291	-6%	40,055	38,935	-3%



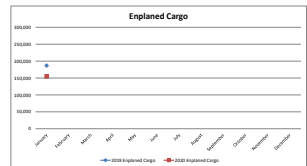
AIRLINE	2019		LOAD FACTOR
	AVAILABLE SEATS	ENPLANED PAS	
ALASKA	15,808	12,681	80%
ALEGANT	3,153	2,763	88%
DELTA	15,469	12,485	81%
UNITED	5,625	4,413	78%
All AIRLINES	40,055	32,613	81%

AIRLINE	2020		LOAD FACTOR
	AVAILABLE SEATS	ENPLANED PAS	
ALASKA	15,114	13,613	90%
ALEGANT	2,976	2,800	94%
DELTA	15,541	13,168	85%
UNITED	5,291	4,413	83%
All AIRLINES	38,935	34,004	87%



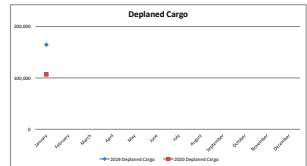
Enplaned Cargo	ALASKA AIRLINES			DELTA			UPS		
	2019	2020	% Change	2019	2020	% Change	2019	2020	% Change
January	1,225	1,068	-13%	144,702	81,306	-44%	40,956	72,517	77%
February									
March									
April									
May									
June									
July									
August									
September									
October									
November									
December									
Year To Date	1,225	1,068	-13%	144,702	81,306	-44%	40,956	72,517	77%

	2019	TOTAL 2020	% Change
January	186,883	154,891	-17%
February			
March			
April			
May			
June			
July			
August			
September			
October			
November			
December			
Year To Date	186,883	154,891	-17%



Enplaned Cargo	ALASKA AIRLINES			FEDEX			UPS		
	2019	2020	% Change	2019	2020	% Change	2019	2020	% Change
January	4,295	5,649	32%	65,219	48,923	-25%	95,190	52,209	-45%
February									
March									
April									
May									
June									
July									
August									
September									
October									
November									
December									
Year To Date	4,295	5,649	32%	65,219	48,923	-25%	95,190	52,209	-45%

	2019	TOTAL 2020	% Change
January	164,704	106,681	-35%
February			
March			
April			
May			
June			
July			
August			
September			
October			
November			
December			
Year To Date	164,704	106,681	-35%



	2019	TOTAL 2020	% Change
January	3,437	4,384	28%
February			
March			
April			
May			
June			
July			
August			
September			
October			
November			
December			
Year To Date	3,437	4,384	28%

