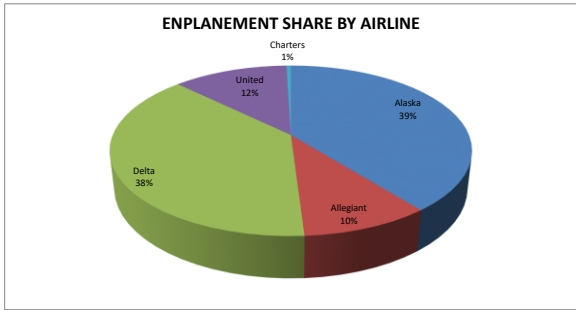
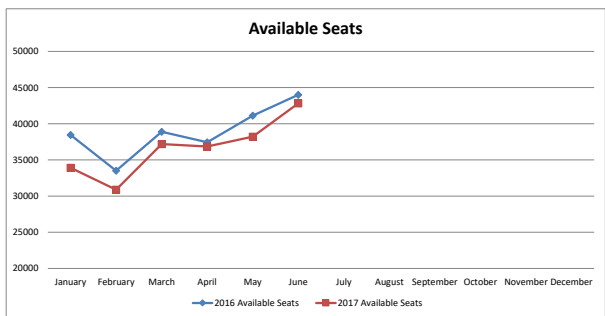


Enplanements	ALASKA AIRLINES			ALLEGiant AIRLINES			DELTA AIRLINES			UNITED AIRLINES			CHARTERS	
	2016	2017	% Change	2016	2017	% Change	2016	2017	% Change	2016	2017	% Change	2016	2017
January	12311	12013	-2%	2711	2524	-7%	9702	9937	2%	3926	3310	-16%	91	190
February	11018	10536	-4%	2592	2119	-18%	8924	9530	7%	3224	3035	-6%	159	42
March	10962	13151	20%	2904	2572	-11%	11205	12053	8%	4729	3943	-17%	66	149
April	10543	11226	6%	2423	2327	-4%	10933	10681	-2%	4942	4257	-14%	144	195
May	10897	12192	12%	2949	2757	-7%	11991	12734	6%	5162	3887	-25%	0	132
June	11665	12072	3%	5158	5345	4%	13713	14429	5%	4326	3792	-12%	119	147
July														
August														
September														
October														
November														
December														
Year To Date	67396	71190	6%	18737	17644	-6%	66468	69364	4%	26309	22224	-16%	579	855

	2016	TOTAL 2017	% Change
January	28741	27974	-3%
February	25917	25262	-3%
March	29866	31868	7%
April	28985	28686	-1%
May	30999	31702	2%
June	34981	35785	2%
July			
August			
September			
October			
November			
December			
Year To Date	179489	181277	1%

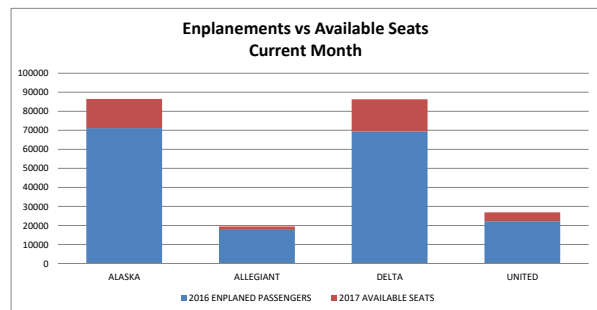


Available Seats	ALASKA AIRLINES			ALLEGiant AIRLINES			DELTA AIRLINES			UNITED AIRLINES			TOTAL		
	2016	2017	% Change	2016	2017	% Change	2016	2017	% Change	2016	2017	% Change	2016	2017	% Change
January	15808	13984	-12%	3316	3426	3%	14099	12297	-13%	5230	4200	-20%	38453	33907	-12%
February	14820	12768	-14%	2828	2608	-8%	11799	11844	0%	4062	3666	-10%	33509	30886	-8%
March	15428	15808	2%	3124	2752	-12%	14540	14116	-3%	5800	4516	-22%	38892	37192	-4%
April	14516	15048	4%	2788	2938	5%	13940	13598	-2%	6202	5278	-15%	37446	36862	-2%
May	14972	15428	3%	3636	3406	-6%	16119	14710	-9%	6398	4678	-27%	41125	38222	-7%
June	15428	14972	-3%	5908	6598	12%	17724	16831	-5%	4944	4416	-11%	44004	42817	-3%
July															
August															
September															
October															
November															
December															
Year To Date	90972	88008	-3%	21600	21728	1%	88221	83396	-5%	32636	26754	-18%	233429	219886	-6%



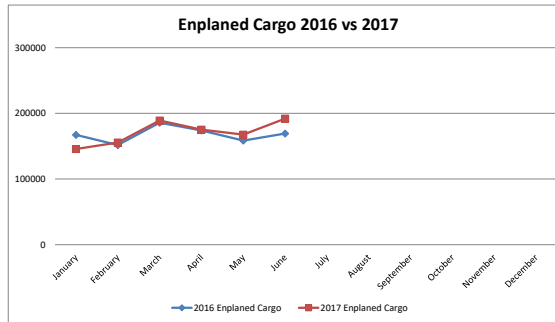
AIRLINE	2016		
	AVAILABLE SEATS	ENPLANED PAX	LOAD FACTOR
ALASKA	15428	11665	76%
ALLEGiant	5908	5158	87%
DELTA	17724	13713	77%
UNITED	4944	4326	88%
ALL AIRLINES	44004	34862	79%

AIRLINE	2017		
	AVAILABLE SEATS	ENPLANED PAX	LOAD FACTOR
ALASKA	14972	12072	81%
ALLEGiant	6598	5345	81%
DELTA	16831	14985	89%
UNITED	4416	3792	86%
ALL AIRLINES	42817	36194	85%



Enplaned Cargo	ALASKA AIRLINES			FEDEX			UPS		
	2016	2017	%Change	2016	2017	%Change	2016	2017	%Change
January	2739	2721	-1%	128453	110993	-14%	36038	32039	-11%
February	2671	1404	-47%	115931	113808	-2%	33213	40488	22%
March	2769	1637	-41%	144127	145576	1%	38899	41945	8%
April	1724	2461	43%	135395	135116	0%	36752	37622	2%
May	2620	1665	-36%	125262	127691	2%	30779	38317	24%
June	2445	2242	-8%	130582	150373	15%	36339	39388	8%
July									
August									
September									
October									
November									
December									
Year To Date	14968	12130	-19%	779750	783557	0%	212020	229799	8%

Enplaned Cargo	2016	TOTAL 2017	%Change
January	167230	145753	-13%
February	151815	155700	3%
March	185795	189158	2%
April	173871	175199	1%
May	158661	167673	6%
June	169366	192003	13%
July			
August			
September			
October			
November			
December			
Year To Date	1006738	1025486	2%



Deplaned Cargo	ALASKA AIRLINES			FEDEX			UPS		
	2016	2017	%Change	2016	2017	%Change	2016	2017	%Change
January	7757	6183	-20%	106873	75509	-29%	84603	73617	-13%
February	8760	7160	-18%	90126	68804	-24%	80259	71381	-11%
March	5976	6215	4%	106056	82994	-22%	95968	95462	-1%
April	6258	5492	-12%	69457	58538	-16%	83691	89489	7%
May	9762	8880	-9%	66487	73345	10%	88486	108258	22%
June	6900	7239	5%	67424	67174	0%	105043	106040	1%
July									
August									
September									
October									
November									
December									
Year To Date	45413	41169	-9%	506423	426364	-16%	538050	544247	1%

Deplaned Cargo	2016	TOTAL 2017	%Change
January	199233	155309	-22%
February	179145	147345	-18%
March	208000	184671	-11%
April	159406	153519	-4%
May	164735	190483	16%
June	179367	180453	1%
July			
August			
September			
October			
November			
December			
Year To Date	1089886	1011780	-7%

