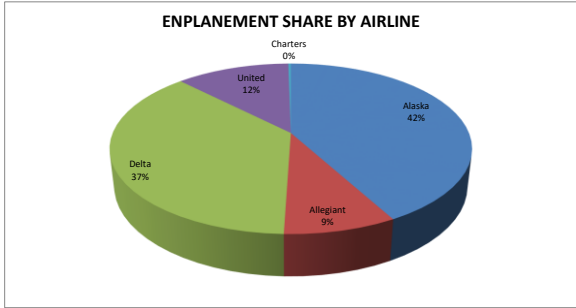
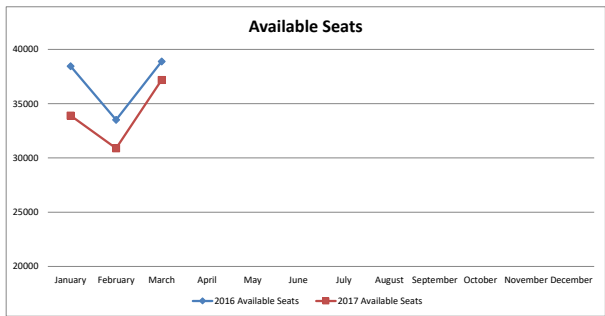


Enplanements	ALASKA AIRLINES			ALLEGiant AIRLINES			DELTA AIRLINES			UNITED AIRLINES			CHARTERS	
	2016	2017	% Change	2016	2017	% Change	2016	2017	% Change	2016	2017	% Change	2016	2017
January	12311	12013	-2%	2711	2524	-7%	9702	9937	2%	3926	3310	-16%	91	190
February	11018	10536	-4%	2592	2119	-18%	8924	9530	7%	3224	3035	-6%	159	42
March	10962	13151	20%	2904	2572	-11%	11205	12053	8%	4729	3943	-17%		
April														
May														
June														
July														
August														
September														
October														
November														
December														
Year To Date	34291	35700	4%	8207	7215	-12%	29831	31520	6%	11879	10288	-13%	250	232

	2016	TOTAL 2017	% Change
January	28741	27974	-3%
February	25917	25262	-3%
March	29800	31719	6%
April			
May			
June			
July			
August			
September			
October			
November			
December			
Year To Date	84458	84955	1%

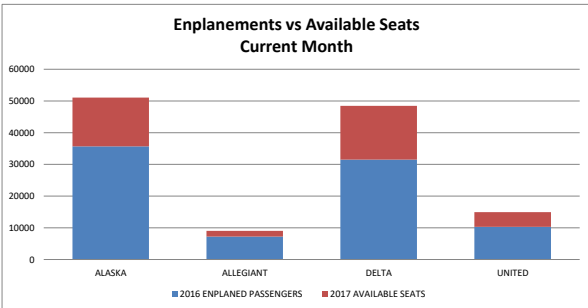


Available Seats	ALASKA AIRLINES			ALLEGiant AIRLINES			DELTA AIRLINES			UNITED AIRLINES			TOTAL		
	2016	2017	% Change	2016	2017	% Change	2016	2017	% Change	2016	2017	% Change	2016	2017	% Change
January	15808	13984	-12%	3316	3426	3%	14099	12297	-13%	5230	4200	-20%	38453	33907	-12%
February	14820	12768	-14%	2828	2608	-8%	11799	11844	0%	4062	3666	-10%	33509	30886	-8%
March	15428	15808	2%	3124	2752	-12%	14540	14116	-3%	5800	4516	-22%	38892	37192	-4%
April															
May															
June															
July															
August															
September															
October															
November															
December															
Year To Date	46056	42560	-8%	9268	8786	-5%	40438	38257	-5%	15092	12382	-18%	110854	101985	-8%



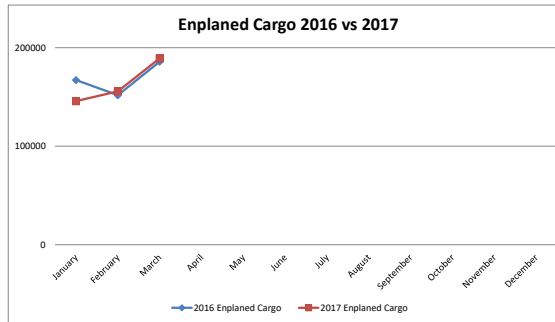
AIRLINE	2016		
	AVAILABLE SEATS	ENPLANED PAX	LOAD FACTOR
ALASKA	15428	10962	71%
ALLEGiant	3124	2904	93%
DELTA	14540	11205	77%
UNITED	5800	4729	82%
ALL AIRLINES	38892	29800	77%

AIRLINE	2017		
	AVAILABLE SEATS	ENPLANED PAX	LOAD FACTOR
ALASKA	15808	13151	83%
ALLEGiant	2752	2572	93%
DELTA	14116	11735	83%
UNITED	4516	3943	87%
ALL AIRLINES	37192	31401	84%



Enplaned Cargo	ALASKA AIRLINES			FEDEX			UPS		
	2016	2017	%Change	2016	2017	%Change	2016	2017	%Change
January	2739	2721	-1%	128453	110993	-14%	36038	32039	-11%
February	2671	1404	-47%	115931	113808	-2%	33213	40488	22%
March	2769	1637	-41%	144127	145576	1%	38899	41945	8%
April									
May									
June									
July									
August									
September									
October									
November									
December									
Year To Date	8179	5762	-30%	388511	370377	-5%	108150	114472	6%

Enplaned Cargo	2016	TOTAL 2017	%Change
January	167230	145753	-13%
February	151815	155700	3%
March	185795	189158	2%
April			
May			
June			
July			
August			
September			
October			
November			
December			
Year To Date	504840	490611	-3%



Deplaned Cargo	ALASKA AIRLINES			FEDEX			UPS		
	2016	2017	%Change	2016	2017	%Change	2016	2017	%Change
January	7757	6183	-20%	106873	75509	-29%	84603	73617	-13%
February	8760	7160	-18%	90126	68804	-24%	80259	71381	-11%
March	5976	6215	4%	106056	82994	-22%	95968	95462	-1%
April									
May									
June									
July									
August									
September									
October									
November									
December									
Year To Date	22493	19558	-13%	303055	227307	-25%	260830	240460	-8%

Deplaned Cargo	2016	TOTAL 2017	%Change
January	199233	155309	-22%
February	179145	147345	-18%
March	208000	184671	-11%
April			
May			
June			
July			
August			
September			
October			
November			
December			
Year To Date	586378	487325	-17%

