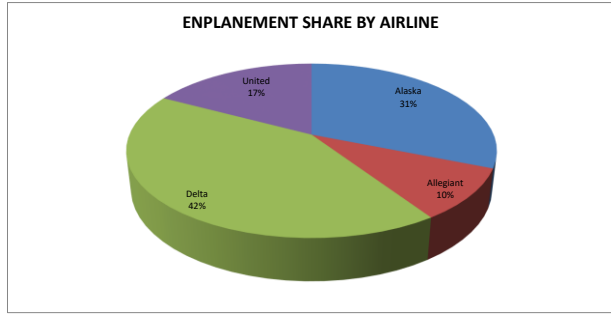
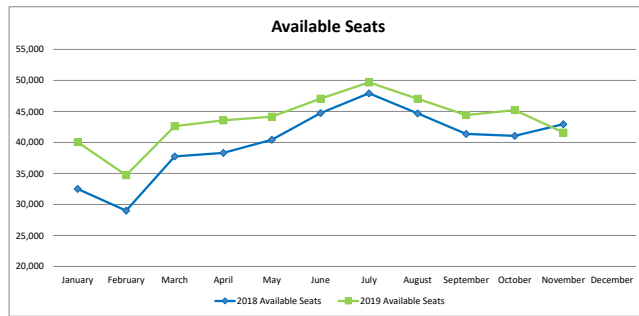


Enplanements	ALASKA AIRLINES			ALLEGiant AIRLINES			DELTA AIRLINES			UNITED AIRLINES			CHARTERS	
	2018	2019	% Change	2018	2019	% Change	2018	2019	% Change	2018	2019	% Change	2018	2019
January	8,564	12,681	48%	2,525	2,763	9%	12,786	12,485	-2%	3,928	4,684	19%	0	0
February	7,632	10,441	37%	2,284	2,768	21%	11,240	10,647	-5%	3,576	4,772	33%	138	252
March	10,838	13,303	23%	3,135	3,744	19%	13,295	13,888	4%	3,703	5,751	55%	88	74
April	11,044	10,625	-4%	2,622	2,896	10%	12,133	12,389	2%	4,478	6,833	53%	194	272
May	11,691	11,735	0%	2,755	2,979	8%	12,459	13,966	12%	5,029	7,293	45%	0	0
June	11,267	10,921	-3%	4,068	4,913	21%	14,473	17,552	21%	5,710	6,325	11%	201	209
July	10,553	10,276	-3%	4,829	5,432	12%	16,386	18,810	15%	5,553	6,567	18%	126	110
August	10,829	10,108	-7%	3,462	3,467	0%	16,650	18,837	13%	5,085	6,680	31%	205	202
September	9,428	9,808	4%	2,323	2,650	14%	15,257	16,853	10%	5,488	6,021	10%	167	86
October	10,838	11,274	4%	2,439	3,043	25%	14,162	17,180	21%	6,062	7,082	17%	312	271
November	12,036	12,535	4%	3,192	3,266	2%	15,372	14,997	-2%	5,676	6,480	14%	150	131
December														
Year To Date	114,720	123,707	8%	33,634	37,921	13%	154,213	167,604	9%	54,288	68,488	26%	1,581	1,607

	2018	TOTAL 2019	% Change
January	27,803	32,613	17%
February	24,732	28,628	16%
March	30,971	36,686	18%
April	30,277	32,743	8%
May	31,934	35,973	13%
June	35,518	39,711	12%
July	37,321	41,085	10%
August	36,026	39,092	9%
September	32,496	35,332	9%
October	33,501	38,579	15%
November	36,276	37,278	3%
December			
Year To Date	356,855	397,720	11%

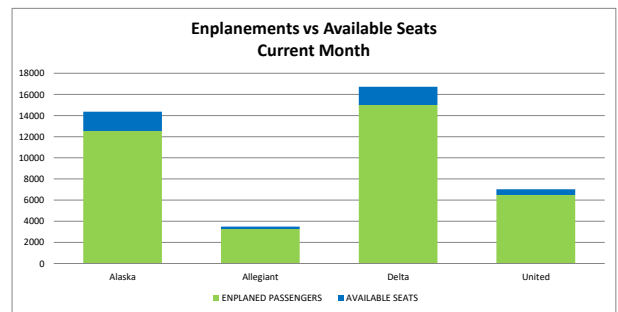


Available Seats	ALASKA AIRLINES			ALLEGiant AIRLINES			DELTA AIRLINES			UNITED AIRLINES			TOTAL		
	2018	2019	% Change	2018	2019	% Change	2018	2019	% Change	2018	2019	% Change	2018	2019	% Change
January	9,972	15,808	59%	2,888	3,153	9%	14,843	15,469	4%	4,802	5,625	17%	32,505	40,055	23%
February	8,804	12,236	39%	2,576	3,507	36%	13,401	13,233	-1%	4,216	5,740	36%	28,997	34,716	20%
March	14,058	15,580	11%	3,356	4,173	24%	15,756	16,112	2%	4,582	6,766	48%	37,752	42,631	13%
April	14,572	15,048	3%	3,096	3,861	25%	15,146	15,721	4%	5,490	8,928	63%	38,304	43,558	14%
May	15,104	15,960	6%	3,402	3,486	2%	15,808	16,188	2%	6,110	8,515	39%	40,424	44,149	9%
June	15,324	13,908	-9%	4,545	5,589	23%	17,928	20,150	12%	6,930	7,411	7%	44,727	47,058	5%
July	16,188	13,908	-14%	5,274	6,057	15%	20,007	22,240	11%	6,456	7,482	16%	47,925	49,687	4%
August	15,504	13,832	-11%	3,849	3,684	-4%	19,737	21,867	11%	5,600	7,656	37%	44,690	47,039	5%
September	12,388	12,692	2%	2,652	3,132	18%	19,536	21,230	9%	6,792	7,365	8%	41,368	44,419	7%
October	13,756	13,452	-2%	3,006	3,351	11%	17,466	20,236	16%	6,826	8,172	20%	41,054	45,211	10%
November	14,972	14,364	-4%	3,819	3,486	-9%	17,746	16,727	-6%	6,412	7,026	10%	42,949	41,603	-3%
December															
Year To Date	150,642	156,788	4%	38,463	43,479	13%	187,374	199,173	6%	64,216	80,686	26%	440,695	480,126	9%



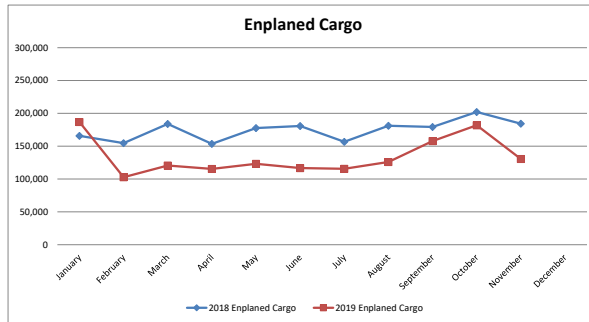
AIRLINE	2018		
	AVAILABLE SEATS	ENPLANED PAX	LOAD FACTOR
ALASKA	14,972	12,036	80%
ALLEGiant	3,819	3,192	84%
DELTA	17,746	15,372	87%
UNITED	6,412	5,676	89%
ALL AIRLINES	42,949	36,276	84%

AIRLINE	2019		
	AVAILABLE SEATS	ENPLANED PAX	LOAD FACTOR
ALASKA	14,364	12,535	87%
ALLEGiant	3,486	3,266	94%
DELTA	16,727	14,997	90%
UNITED	7,026	6,480	92%
ALL AIRLINES	41,603	37,278	90%



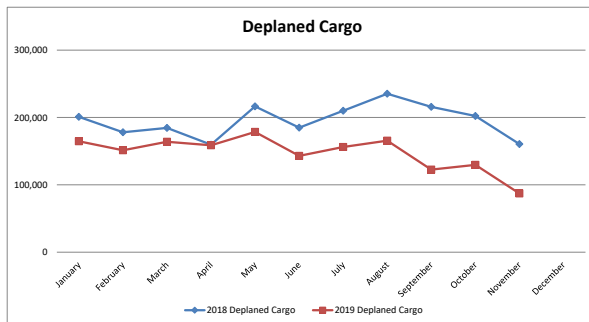
Enplaned Cargo	ALASKA AIRLINES			FEDEX			UPS		
	2018	2019	%Change	2018	2019	%Change	2018	2019	%Change
January	1,405	1,225	-13%	121,543	144,702	19%	42,865	40,956	-4%
February	1,646	925	-44%	114,737	72,645	-37%	38,383	29,192	-24%
March	1,178	1,221	4%	145,576	73,510	-50%	37,247	45,798	23%
April	992	1,251	26%	121,942	71,325	-42%	30,649	42,927	40%
May	1,014	2,565	153%	134,893	75,775	-44%	41,818	44,787	7%
June	1,198	1,450	21%	142,330	74,439	-48%	37,316	40,879	10%
July	1,292	1,479	14%	118,938	69,203	-42%	36,550	44,900	23%
August	1,626	1,167	-28%	138,445	79,865	-42%	41,174	45,036	9%
September	1,388	1,118	-19%	137,847	75,137	-45%	40,119	81,535	103%
October	1,166	1,742	49%	165,914	91,277	-45%	35,039	88,829	154%
November	1,116	1,469	32%	144,182	70,284	-51%	38,950	58,943	51%
December									
Year To Date	14,021	15,612	11%	1,486,347	898,162	-40%	420,110	563,782	34%

Enplaned Cargo	2018	TOTAL 2019	%Change
January	165,813	186,883	13%
February	154,766	102,762	-34%
March	184,001	120,529	-34%
April	153,583	115,503	-25%
May	177,725	123,127	-31%
June	180,844	116,768	-35%
July	156,780	115,582	-26%
August	181,245	126,068	-30%
September	179,354	157,790	-12%
October	202,119	181,848	-10%
November	184,248	130,696	-29%
December			
Year To Date	1,920,478	1,477,556	-23%



Deplaned Cargo	ALASKA AIRLINES			FEDEX			UPS		
	2018	2019	%Change	2018	2019	%Change	2018	2019	%Change
January	2,515	4,295	71%	84,017	65,219	-22%	114,372	95,190	-17%
February	2,983	5,131	72%	76,477	55,403	-28%	98,625	90,745	-8%
March	4,737	5,465	15%	72,090	60,506	-16%	107,662	97,959	-9%
April	4,653	6,231	34%	66,981	53,451	-20%	87,990	98,991	13%
May	7,425	8,518	15%	77,477	57,941	-25%	131,554	112,056	-15%
June	6,162	6,279	2%	70,477	37,567	-47%	108,354	99,227	-8%
July	6,578	5,767	-12%	97,217	43,186	-56%	106,290	107,288	1%
August	6,555	7,885	20%	107,501	46,741	-57%	121,204	110,948	-8%
September	5,717	6,692	17%	97,856	47,917	-51%	112,128	67,999	-39%
October	6,263	6,591	5%	93,876	57,261	-39%	102,103	65,845	-36%
November	4,137	5,576	35%	79,622	39,246	-51%	76,730	42,418	-45%
December									
Year To Date	57,725	68,430	19%	923,591	564,438	-39%	1,167,012	988,666	-15%

Deplaned Cargo	2018	TOTAL 2019	%Change
January	200,904	164,704	-18%
February	178,085	151,279	-15%
March	184,489	163,930	-11%
April	159,624	158,673	-1%
May	216,456	178,515	-18%
June	184,993	143,073	-23%
July	210,085	156,241	-26%
August	235,260	165,574	-30%
September	215,701	122,608	-43%
October	202,242	129,697	-36%
November	160,489	87,240	-46%
December			
Year To Date	2,148,328	1,621,534	-25%



Aircraft Operations	2018	TOTAL 2019	%Change
	January	2,979	3,437
February	2,789	2,833	2%
March	4,229	4,720	12%
April	4,115	4,307	5%
May	4,626	4,713	2%
June	4,766	5,430	14%
July	4,839	5,076	5%
August	4,685	5,030	7%
September	4,189	4,445	6%
October	4,359	5,213	20%
November	3,362	4,353	29%
December			
Year To Date	44,938	49,557	10%

