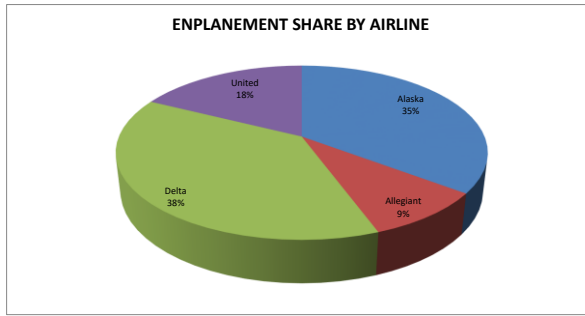
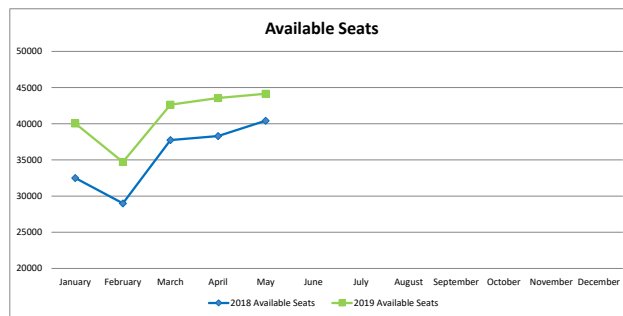


Enplanements	ALASKA AIRLINES			ALLEGIAN AIRLINES			DELTA AIRLINES			UNITED AIRLINES			CHARTERS	
	2018	2019	% Change	2018	2019	% Change	2018	2019	% Change	2018	2019	% Change	2018	2019
January	8564	12681	48%	2525	2763	9%	12786	12458	-3%	3928	4684	19%	0	0
February	7632	10441	37%	2284	2768	21%	11240	10647	-5%	3576	4772	33%	138	252
March	10838	13303	23%	3135	3744	19%	13295	13888	4%	3703	5751	55%	88	74
April	11044	10625	-4%	2622	2896	10%	12133	12389	2%	4478	6833	53%	194	272
May	11691	11735	0%	2755	2979	8%	12459	13966	12%	5029	7293	45%		
June														
July														
August														
September														
October														
November														
December														
Year To Date	49769	58785	18%	13321	15150	14%	61913	63348	2%	20714	29333	42%	420	598

	2018	TOTAL 2019	% Change
January	27803	32586	17%
February	24732	28628	16%
March	30971	36686	18%
April	30277	32743	8%
May	31934	35973	13%
June			
July			
August			
September			
October			
November			
December			
Year To Date	145717	166616	14%

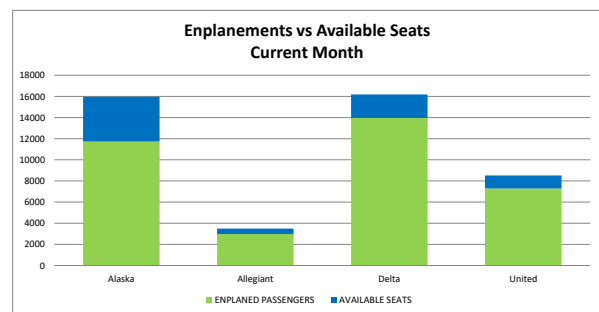


Available Seats	ALASKA AIRLINES			ALLEGIAN AIRLINES			DELTA AIRLINES			UNITED AIRLINES			TOTAL		
	2018	2019	% Change	2018	2019	% Change	2018	2019	% Change	2018	2019	% Change	2018	2019	% Change
January	9972	15808	59%	2888	3153	9%	14843	15469	4%	4802	5625	17%	32505	40055	23%
February	8804	12236	39%	2576	3507	36%	13401	13233	-1%	4216	5740	36%	28997	34716	20%
March	14058	15580	11%	3356	4173	24%	15756	16112	2%	4582	6766	48%	37752	42631	13%
April	14572	15048	3%	3096	3861	25%	15146	15721	4%	5490	8928	63%	38304	43558	14%
May	15104	15960	6%	3402	3486	2%	15808	16188	2%	6110	8515	39%	40424	44149	9%
June															
July															
August															
September															
October															
November															
December															
Year To Date	62510	74632	19%	15318	18180	19%	74954	76723	2%	25200	35574	41%	177982	205109	15%



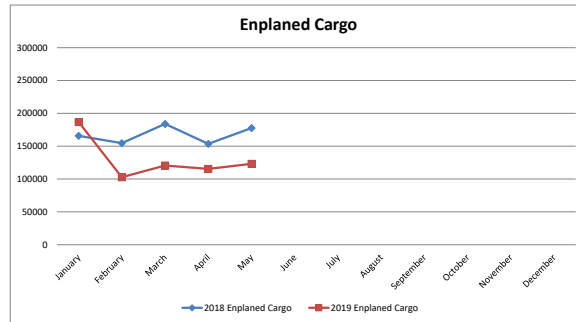
AIRLINE	2018		LOAD FACTOR
	AVAILABLE SEATS	ENPLANED PAX	
ALASKA	15104	11691	77%
ALLEGIAN	3402	2755	81%
DELTA	15808	12459	79%
UNITED	6110	5029	82%
ALL AIRLINES	40424	31934	79%

AIRLINE	2019		LOAD FACTOR
	AVAILABLE SEATS	ENPLANED PAX	
ALASKA	15960	11735	74%
ALLEGIAN	3486	2979	85%
DELTA	16188	13966	86%
UNITED	8515	7293	86%
ALL AIRLINES	44149	35973	81%



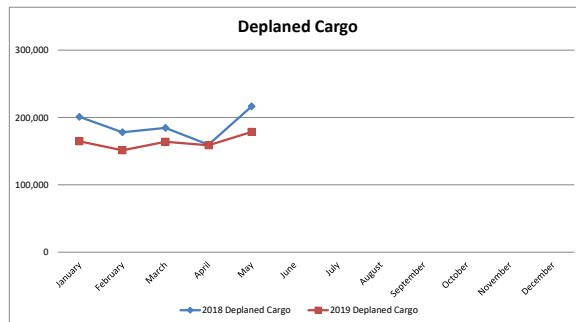
Enplaned Cargo	ALASKA AIRLINES			FEDEX			UPS		
	2018	2019	%Change	2018	2019	%Change	2018	2019	%Change
January	1405	1225	-13%	121543	144702	19%	42865	40956	-4%
February	1646	925	-44%	114737	72645	-37%	38383	29192	-24%
March	1178	1221	4%	145576	73510	-50%	37247	45798	23%
April	992	1251	26%	121942	71325	-42%	30649	42927	40%
May	1014	2565	153%	134893	75775	-44%	41818	44787	7%
June									
July									
August									
September									
October									
November									
December									
Year To Date	6235	7187	15%	638691	437957	-31%	190962	203660	7%

Enplaned Cargo	2018	TOTAL 2019	%Change
January	165813	186883	13%
February	154766	102762	-34%
March	184001	120529	-34%
April	153583	115503	-25%
May	177725	123127	-31%
June			
July			
August			
September			
October			
November			
December			
Year To Date	835888	648804	-22%



Deplaned Cargo	ALASKA AIRLINES			FEDEX			UPS		
	2018	2019	%Change	2018	2019	%Change	2018	2019	%Change
January	2,515	4,295	71%	84,017	65,219	-22%	114,372	95,190	-17%
February	2,983	5,131	72%	76,477	55,403	-28%	98,625	90,745	-8%
March	4,737	5,465	15%	72,090	60,506	-16%	107,662	97,959	-9%
April	4,653	6,231	34%	66,981	53,451	-20%	87,990	98,991	13%
May	7,425	8,518	15%	77,477	57,941	-25%	131,554	112,056	-15%
June									
July									
August									
September									
October									
November									
December									
Year To Date	22,313	29,640	33%	377,042	292,520	-22%	540,203	494,941	-8%

Deplaned Cargo	2018	TOTAL 2019	%Change
January	200,904	164,704	-18%
February	178,085	151,279	-15%
March	184,489	163,930	-11%
April	159,624	158,673	-1%
May	216,456	178,515	-18%
June			
July			
August			
September			
October			
November			
December			
Year To Date	939,558	817,101	-13%



Aircraft Operations	2018	TOTAL 2019	%Change
January	2,979	3,437	15%
February	2,789	2,833	2%
March	4,229	4,720	12%
April	4,115	4,307	5%
May	4,626	4,713	2%
June			
July			
August			
September			
October			
November			
December			
Year To Date	18,738	20,010	7%

