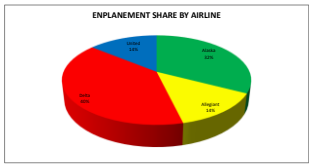
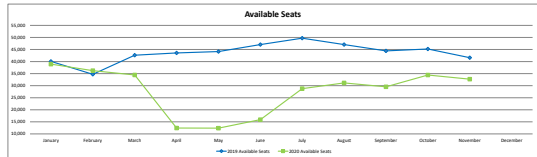


Enplanements	ALASKA AIRLINES			ALLEGIANT AIRLINES			DELTA AIRLINES			UNITED AIRLINES			TOTAL	
	2019	2020	% Change	2019	2020	% Change	2019	2020	% Change	2019	2020	% Change	2019	2020
January	12,681	13,213	7%	2,763	2,800	1%	12,485	13,168	5%	4,684	4,413	-6%	0	38
February	10,441	12,217	18%	2,788	2,277	-18%	20,847	19,953	-12%	4,772	5,820	24%	252	718
March	13,303	5,617	-58%	3,744	1,555	-58%	13,888	6,021	-57%	5,751	1,771	-69%	74	0
April	10,625	412	-96%	2,896	207	-93%	12,389	805	-94%	6,483	107	-98%	272	0
May	11,735	1,343	-89%	2,979	1,278	-57%	11,966	1,678	-86%	7,233	372	-95%	0	0
June	10,625	7,897	74%	4,813	2,582	-47%	12,514	3,211	-74%	6,325	481	-92%	209	13
July	10,276	3,726	-64%	5,432	2,766	-49%	16,810	4,942	-74%	6,547	2,304	-65%	110	37
August	10,108	3,367	-67%	3,467	2,879	-17%	16,837	5,969	-68%	6,680	2,335	-62%	202	54
September	9,808	3,329	-66%	2,662	1,813	-31%	16,853	6,056	-64%	6,021	2,468	-59%	86	36
October	11,274	4,341	-61%	3,043	2,451	-19%	17,180	7,384	-57%	7,082	1,041	-85%	271	0
November	12,135	4,618	-62%	3,266	2,417	-26%	14,997	6,461	-57%	6,480	3,865	-40%	131	0
Year To Date	123,707	55,620	-55%	37,351	23,250	-38%	187,654	87,654	-53%	68,488	34,077	-50%	1,657	397

	TOTAL		
	2019	2020	% Change
January	32,613	34,204	4%
February	28,626	30,277	6%
March	36,686	14,964	-59%
April	32,742	1,756	-95%
May	35,973	4,671	-87%
June	39,711	9,811	-75%
July	42,085	13,718	-67%
August	39,092	14,730	-62%
September	35,332	13,686	-61%
October	38,579	17,217	-55%
November	37,278	16,371	-56%
Year To Date	397,720	170,595	-57%

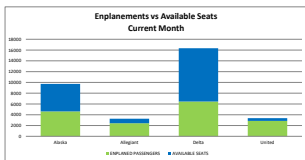


Available Seats	ALASKA AIRLINES			ALLEGIANT AIRLINES			DELTA AIRLINES			UNITED AIRLINES			TOTAL		
	2019	2020	% Change	2019	2020	% Change	2019	2020	% Change	2019	2020	% Change	2019	2020	
January	15,808	15,124	-4%	3,123	2,976	-5%	15,469	15,544	0%	5,225	5,291	1%	40,205	38,915	-3%
February	12,236	14,896	22%	3,507	2,820	-20%	13,233	14,188	7%	5,740	4,326	-25%	34,746	36,230	4%
March	15,580	12,464	-20%	4,171	3,039	-27%	16,112	14,770	-8%	6,706	4,265	-38%	42,631	34,438	-19%
April	15,048	3,040	-80%	3,861	1,416	-63%	15,721	6,126	-61%	8,228	1,846	-78%	43,568	12,428	-72%
May	15,960	3,040	-81%	3,486	2,373	-32%	16,188	5,822	-64%	8,515	1,150	-89%	44,149	12,385	-72%
June	13,088	3,040	-77%	5,889	4,028	-31%	20,150	7,992	-60%	7,411	800	-89%	47,028	15,900	-66%
July	13,908	8,208	-41%	6,057	3,912	-35%	22,240	12,836	-42%	7,482	1,816	-76%	49,627	28,772	-42%
August	13,832	7,524	-45%	5,888	4,308	-27%	21,897	13,846	-36%	7,626	1,915	-75%	47,219	31,449	-34%
September	12,660	8,208	-35%	3,132	2,310	-26%	21,320	13,846	-35%	7,985	4,312	-46%	44,429	29,520	-34%
October	13,452	9,576	-29%	3,351	3,090	-8%	20,236	17,878	-12%	8,172	3,866	-53%	45,211	34,410	-24%
November	14,364	9,218	-36%	3,466	3,267	-6%	16,727	15,340	-8%	7,026	3,370	-52%	45,693	32,206	-30%
Year To Date	156,788	94,848	-40%	43,479	31,679	-28%	189,713	144,732	-24%	60,636	36,713	-40%	480,126	306,872	-36%



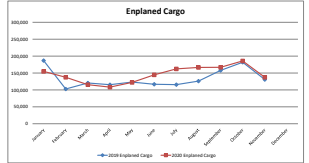
AIRLINE	2019		LOAD FACTOR
	AVAILABLE SEATS	ENPLANEMENTS	
ALASKA	14,364	22,335	87%
ALLEGIANT	3,486	3,266	84%
DELTA	16,727	14,997	90%
UNITED	7,026	6,480	92%
All AIRLINES	41,603	37,078	90%

AIRLINE	2020		LOAD FACTOR
	AVAILABLE SEATS	ENPLANEMENTS	
ALASKA	9,218	4,618	47%
ALLEGIANT	3,267	2,427	74%
DELTA	16,340	14,641	90%
UNITED	3,370	2,860	85%
All AIRLINES	32,205	16,511	50%



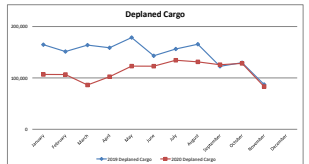
Enplaned Cargo	ALASKA AIRLINES			ALLEGIANT AIRLINES			DELTA AIRLINES			UNITED AIRLINES		
	2019	2020	% Change	2019	2020	% Change	2019	2020	% Change	2019	2020	% Change
January	1,225	1,068	-13%	144,702	81,286	-44%	40,955	72,517	77%	8,955	72,517	77%
February	625	1,225	32%	72,645	67,368	-7%	29,192	68,889	166%			
March	1,221	1,039	-15%	73,510	64,618	-12%	43,798	49,716	9%			
April	1,221	209	-83%	71,325	31,649	-56%	43,927	36,611	-16%			
May	2,665	87	-97%	75,775	57,024	-25%	44,747	61,138	40%			
June	1,450	604	-58%	74,439	47,470	-36%	60,879	76,111	25%			
July	1,479	349	-76%	69,203	74,813	8%	44,900	86,979	94%			
August	1,857	740	-61%	79,860	76,813	-4%	43,038	67,465	56%			
September	1,118	617	-45%	75,137	75,503	0%	83,535	90,813	11%			
October	1,742	929	-47%	81,277	84,945	4%	88,829	89,929	1%			
November	1,469	1,074	-27%	70,284	80,113	14%	58,943	66,966	14%			
Year To Date	15,612	7,922	-49%	806,162	751,272	-12%	563,782	805,154	42%			

Enplaned Cargo	TOTAL		
	2019	2020	% Change
January	186,889	154,891	-17%
February	102,762	137,482	34%
March	120,529	115,173	-4%
April	115,901	308,280	166%
May	123,127	122,249	-1%
June	118,768	144,585	24%
July	113,182	162,144	43%
August	128,068	166,580	29%
September	157,990	166,953	6%
October	181,848	185,793	2%
November	188,086	137,453	-27%
Year To Date	1,477,556	1,604,708	8%



Enplaned Cargo	ALASKA AIRLINES			ALLEGIANT AIRLINES			DELTA AIRLINES			UNITED AIRLINES		
	2019	2020	% Change	2019	2020	% Change	2019	2020	% Change	2019	2020	% Change
January	4,295	5,649	32%	65,219	48,923	-26%	95,100	52,209	-45%			
February	5,131	7,200	40%	55,403	42,619	-23%	90,745	56,713	-38%			
March	5,465	4,839	-11%	65,506	44,292	-31%	97,999	57,334	-41%			
April	6,231	3,214	-48%	52,461	50,071	-5%	88,991	48,475	-46%			
May	8,518	6,016	-29%	57,941	55,708	-4%	112,056	61,209	-45%			
June	6,279	5,203	-17%	57,567	50,865	-12%	99,227	66,790	-33%			
July	5,797	5,580	-4%	43,186	57,615	33%	89,288	71,292	-20%			
August	7,885	5,363	-32%	46,741	48,355	3%	110,948	77,460	-30%			
September	6,662	6,820	2%	47,617	50,857	7%	87,999	67,915	-23%			
October	6,991	6,212	-11%	57,261	54,208	-5%	65,845	67,818	3%			
November	5,576	5,180	-7%	39,246	41,738	6%	42,418	36,316	-15%			
Year To Date	68,430	61,186	-11%	544,438	545,851	0%	988,660	641,261	-35%			

Enplaned Cargo	TOTAL		
	2019	2020	% Change
January	161,708	106,683	-34%
February	151,279	106,622	-30%
March	163,930	86,265	-47%
April	158,078	302,180	39%
May	178,515	122,933	-31%
June	143,073	122,818	-14%
July	154,241	114,397	-26%
August	165,774	131,176	-21%
September	122,068	125,452	2%
October	129,697	128,238	-1%
November	87,240	83,134	-5%
Year To Date	1,621,534	1,250,298	-23%



Aircraft Operations	TOTAL		
	2019	2020	% Change
January	3,437	4,384	26%
February	2,833	4,589	62%
March	4,720	3,770	-20%
April	4,807	1,824	-62%
May	4,713	3,894	-17%
June	5,430	4,580	-16%
July	5,076	4,843	-5%
August	5,030	5,009	0%
September	4,446	4,753	7%
October	5,213	5,078	-3%
November	4,353	3,729	-14%
December	4,353	45,353	-8%
Year To Date	49,557	45,353	-9%

