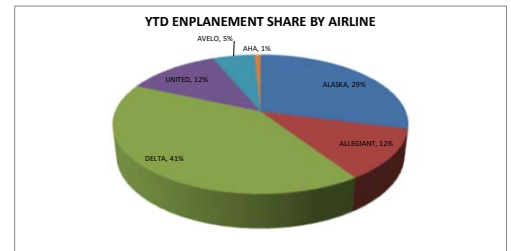
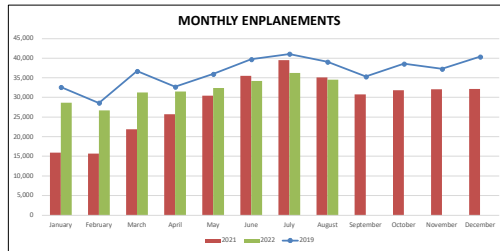


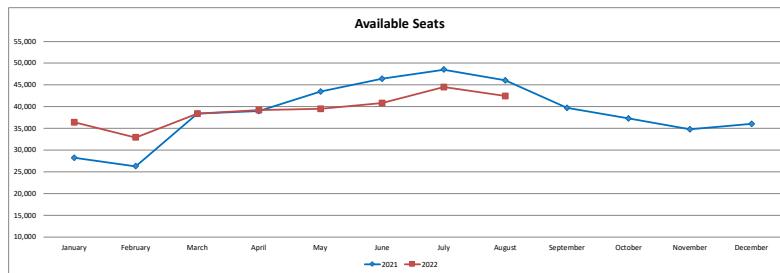
**TRI-CITIES AIRPORT
MONTHLY AIRLINE ACTIVITY REPORT
AUGUST 2022**

Enplanements	ALASKA			ALLEGIAN			DELTA			UNITED			AVELO			AHA			CHARTERS	
	2021	2022	% Change	2021	2022	% Change	2021	2022	% Change	2021	2022	% Change	2021	2022	% Change	2021	2022	% Change	2021	2022
January	5,637	9,901	76%	2,033	2,228	10%	5,684	11,988	111%	2,536	3,136	24%	1,247	1,000	-20%	130	100%	0%	32	0
February	6,669	7,969	19%	1,746	2,517	44%	4,893	11,050	126%	2,405	3,553	48%	Start	1,421	100%	215	100%	0	0	0
March	9,063	9,763	8%	2,480	2,863	15%	7,398	13,022	76%	2,943	3,737	27%	4/29/21	1,603	100%	255	100%	32	0	0
April	11,036	9,663	-12%	2,520	2,796	11%	8,495	13,064	54%	3,567	3,879	9%	98	1,932	1871%	203	100%	95	0	0
May	10,557	9,971	-6%	2,333	3,158	35%	11,694	13,054	12%	4,731	4,556	-4%	1,132	1,485	31%	182	100%	114	0	0
June	11,818	9,285	-21%	4,194	5,394	29%	12,382	13,323	8%	5,315	3,996	-25%	1,782	1,916	8%	311	100%	38	0	0
July	11,552	8,579	-26%	5,361	6,558	22%	13,609	14,373	6%	6,697	4,027	-40%	2,305	2,322	1%	406	100%	0	0	0
August	10,711	8,953	-16%	3,284	4,418	35%	12,934	14,618	13%	6,499	4,184	-36%	1,619	2,089	29%	Start	284	100%	0	0
																10/24/21	End	8/22/22		
Year To Date	77,043	74,084	-4%	23,951	29,932	25%	77,089	104,492	36%	34,693	31,068	-10%	6,936	14,015	102%	0	1,986	100%	311	0

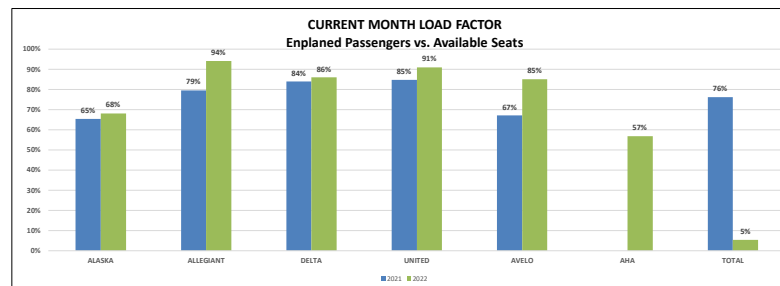
Total Enplanements	2019	2021	2022	Current Year % Change
January	32,613	15,890	28,630	80%
February	28,628	15,713	26,725	70%
March	36,686	21,884	31,243	43%
April	32,743	25,716	31,537	23%
May	35,973	30,447	32,406	6%
June	39,711	35,491	34,225	-4%
July	41,085	39,524	36,265	-8%
August	39,092	35,047	34,546	-1%
Year To Date	286,531	219,712	255,577	16%



Available Seats	ALASKA			ALLEGIAN			DELTA			UNITED			AVELO			AHA			TOTAL			
	2021	2022	% Change	2021	2022	% Change	2021	2022	% Change	2021	2022	% Change	2021	2022	% Change	2021	2022	% Change	2021	2022	% Change	
January	9,728	12,312	27%	3,372	2,706	-20%	10,954	14,642	34%	4,200	4,300	2%	1,890	1,000	-47%	550	100%	0%	28,254	36,400	29%	
February	10,260	9,804	-4%	2,643	2,841	7%	9,450	13,562	44%	3,920	4,076	4%	Start	2,079	100%	550	100%	0	26,273	32,912	25%	
March	15,276	12,616	-17%	4,017	3,060	-24%	15,100	15,300	1%	3,950	4,600	16%	4/28/21	2,268	100%	500	100%	0	38,343	38,344	0%	
April	15,732	13,528	-14%	3,705	2,967	-20%	15,066	15,098	0%	4,250	4,526	6%	189	2,646	1300%	400	100%	0	38,942	39,165	1%	
May	16,340	13,148	-20%	3,309	3,372	2%	15,662	15,242	-3%	5,722	5,226	-9%	2,457	1,890	-23%	600	100%	0	43,490	39,478	-9%	
June	16,340	12,768	-22%	5,526	5,694	3%	15,028	15,026	0%	7,044	4,420	-37%	2,457	2,268	-8%	650	100%	0	46,395	40,826	-12%	
July	16,416	12,996	-21%	6,271	6,891	10%	15,611	17,014	9%	7,582	4,500	-41%	2,646	2,457	-7%	650	100%	0	48,526	44,508	-8%	
August	16,416	13,148	-20%	4,131	4,695	14%	15,425	17,008	10%	7,670	4,600	-40%	2,415	2,457	2%	Start	500	100%	0	46,057	42,408	-8%
																10/24/21	End	8/22/22				
Year To Date	116,508	100,320	-14%	32,974	32,226	-2%	112,296	122,892	9%	44,338	36,248	-18%	10,164	17,955	77%	0	4,400	100%	316,280	314,041	-1%	



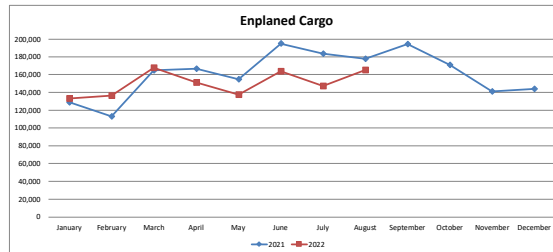
Load Factor	ALASKA			ALLEGIAN			DELTA			UNITED			AVELO			AHA			TOTAL			
	2021	2022	% Change	2021	2022	% Change	2021	2022	% Change	2021	2022	% Change	2021	2022	% Change	2021	2022	% Change	2021	2022	% Change	
January	58%	80%	22%	60%	82%	22%	52%	82%	30%	60%	73%	13%	66%	100%	0%	24%	100%	0%	56%	79%	22%	
February	65%	81%	16%	66%	89%	23%	52%	81%	30%	61%	87%	26%	Start	68%	100%	39%	100%	0	60%	81%	21%	
March	59%	77%	18%	62%	94%	32%	49%	85%	36%	75%	81%	7%	4/28/21	71%	100%	51%	100%	0	57%	81%	24%	
April	70%	71%	1%	68%	94%	26%	56%	87%	30%	84%	86%	2%	52%	73%	21%	51%	100%	0	66%	81%	14%	
May	65%	76%	11%	71%	94%	23%	75%	86%	11%	83%	87%	4%	46%	79%	32%	30%	100%	0	70%	82%	12%	
June	72%	73%	0%	76%	95%	19%	82%	89%	6%	75%	90%	15%	73%	84%	12%	48%	100%	0	76%	84%	7%	
July	70%	66%	-4%	85%	95%	10%	87%	84%	-3%	88%	89%	1%	87%	95%	7%	62%	100%	0	81%	81%	0%	
August	65%	68%	3%	79%	94%	15%	84%	86%	2%	85%	91%	6%	67%	85%	18%	Start	57%	100%	0	76%	81%	5%
																10/24/21	End	8/22/22				



**TRI-CITIES AIRPORT
MONTHLY AIRLINE ACTIVITY REPORT
AUGUST 2022**

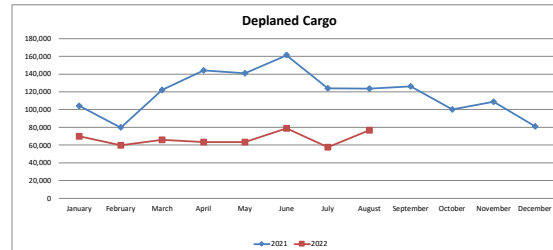
Enplaned Cargo	ALASKA AIRLINES			FEDEX/Empire			UPS/Amerflight		
	2021	2022	%Change	2021	2022	%Change	2021	2022	%Change
January	754	3,521	367%	64,938	67,751	4%	63,228	61,949	-2%
February	3,063	8,158	166%	52,083	67,422	29%	58,032	60,884	5%
March	2,400	7,734	222%	78,650	82,421	5%	83,588	77,713	-7%
April	1,157	2,867	148%	79,026	77,502	-2%	86,385	70,652	-18%
May	1,780	2,312	30%	75,222	70,971	-6%	77,740	64,121	-18%
June	1,739	1,607	-8%	89,008	81,492	-8%	104,262	80,778	-23%
July	901	2,148	138%	85,946	76,143	-11%	96,601	68,841	-29%
August	1,085	3,065	182%	85,549	82,181	-4%	91,024	80,090	-12%
Year To Date	12,879	31,412	144%	610,422	605,883	-1%	660,860	565,028	-15%

Enplaned Cargo	TOTAL		
	2021	2022	%Change
January	128,920	133,221	3%
February	113,178	136,464	21%
March	164,638	167,868	2%
April	166,568	151,021	-9%
May	154,742	137,404	-11%
June	195,009	163,877	-16%
July	183,448	147,132	-20%
August	177,658	165,336	-7%
Year To Date	1,284,161	1,202,323	-6%



Deplaned Cargo	ALASKA AIRLINES			FEDEX/Empire			UPS/Amerflight		
	2021	2022	%Change	2021	2022	%Change	2021	2022	%Change
January	5,107	9,500	86%	51,236	3,080	-94%	47,730	57,374	20%
February	8,353	1,762	-79%	38,277	2,881	-92%	33,238	54,912	65%
March	6,493	2,463	-62%	49,976	2,155	-96%	65,836	61,294	-7%
April	5,515	8,830	60%	74,943	1,101	-99%	63,644	53,409	-16%
May	9,661	8,212	-15%	52,313	1,020	-98%	78,881	54,240	-31%
June	6,385	8,945	40%	66,553	498	-99%	88,517	69,441	-22%
July	8,917	9,712	9%	45,554	332	-99%	69,487	47,650	-31%
August	7,751	12,259	58%	55,506	353	-99%	60,309	64,056	6%
Year To Date	58,182	61,683	6%	434,358	11,420	-97%	507,642	462,376	-9%

Deplaned Cargo	TOTAL		
	2021	2022	%Change
January	104,073	69,954	-33%
February	79,868	59,555	-25%
March	122,305	65,912	-46%
April	144,102	63,340	-56%
May	140,855	63,472	-55%
June	161,455	78,884	-51%
July	123,958	57,694	-53%
August	123,566	76,668	-38%
Year To Date	1,000,182	535,479	-46%



Tower Operations	TOTAL		
	2021	2022	%Change
January	4,259	3,606	-15%
February	3,336	4,935	48%
March	5,542	4,291	-23%
April	5,697	5,811	2%
May	5,640	5,882	4%
June	6,046	5,984	-1%
July	6,569	5,800	-12%
August	5,295	6,227	18%
Year To Date	42,384	42,536	0%

