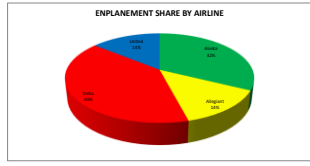
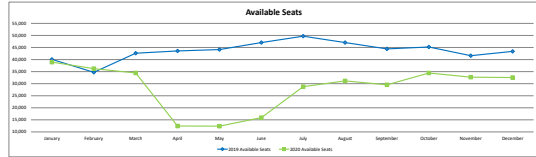


Enplanement	ALASKA AIRLINES			ALLEGIANT AIRLINES			DELTA AIRLINES			UNITED AIRLINES			TOTAL	
	2019	2020	% Change	2019	2020	% Change	2019	2020	% Change	2019	2020	% Change	2019	2020
January	12,681	13,213	7%	2,763	2,800	1%	12,485	13,168	5%	4,684	4,413	-6%	0	36
February	10,441	12,217	18%	2,768	2,277	-18%	10,547	11,953	12%	4,772	4,820	2%	252	718
March	13,303	5,617	-58%	3,744	1,555	-58%	13,888	6,021	-57%	5,751	1,771	-69%	74	0
April	10,625	412	-96%	2,985	262	-91%	11,389	805	-93%	6,483	107	-98%	209	13
May	11,735	1,343	-89%	2,979	1,278	-57%	11,966	1,678	-86%	7,233	372	-95%	0	0
June	10,525	2,897	-72%	4,813	2,582	-47%	12,552	3,211	-74%	6,325	481	-92%	209	13
July	10,276	1,726	-83%	5,432	2,766	-49%	16,810	4,942	-70%	6,547	2,304	-65%	110	37
August	10,108	3,367	-67%	3,467	2,879	-17%	16,837	5,969	-64%	6,680	2,535	-62%	202	54
September	9,808	3,329	-66%	2,650	1,813	-31%	16,853	6,056	-64%	6,021	2,468	-59%	86	36
October	11,274	4,341	-61%	3,043	2,451	-19%	17,180	7,384	-57%	7,082	3,041	-57%	271	27
November	12,135	4,618	-62%	3,246	2,417	-26%	14,997	6,462	-57%	6,460	2,865	-56%	211	209
December	14,861	5,351	-64%	4,408	2,476	-44%	14,177	7,843	-45%	6,957	2,694	-61%	145	0
Year To Date	138,568	65,971	-52%	42,139	25,226	-39%	181,781	71,451	-61%	76,445	26,773	-65%	1,753	497

Enplanement	TOTAL		
	2019	2020	% Change
January	32,613	34,204	4%
February	28,626	30,277	6%
March	36,686	14,964	-59%
April	32,742	1,756	-95%
May	35,973	4,671	-87%
June	39,711	9,811	-75%
July	41,085	11,718	-71%
August	39,092	14,730	-62%
September	35,132	11,686	-67%
October	38,579	17,217	-55%
November	37,278	16,371	-56%
December	40,403	18,364	-55%
Year To Date	438,123	188,959	-57%

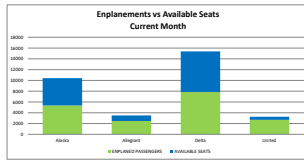


Available Seats	ALASKA AIRLINES			ALLEGIANT AIRLINES			DELTA AIRLINES			UNITED AIRLINES			TOTAL	
	2019	2020	% Change	2019	2020	% Change	2019	2020	% Change	2019	2020	% Change	2019	2020
January	15,808	15,124	-4%	3,123	2,976	-5%	15,469	15,544	0%	5,225	5,291	1%	40,205	38,315
February	12,236	14,896	22%	3,507	2,820	-20%	13,233	14,188	7%	5,740	4,336	-25%	34,746	36,230
March	15,580	12,464	-20%	4,171	3,039	-27%	16,112	14,770	-8%	6,706	4,265	-36%	41,631	34,438
April	15,048	3,040	-80%	3,861	1,416	-63%	15,721	6,126	-61%	8,928	1,846	-79%	43,508	12,428
May	15,960	3,040	-81%	3,486	2,373	-32%	16,188	5,822	-64%	8,515	1,150	-86%	44,149	12,385
June	13,068	3,040	-77%	5,589	4,026	-27%	20,150	7,992	-60%	7,411	800	-89%	47,028	15,800
July	13,908	8,208	-41%	6,057	3,912	-35%	22,240	12,836	-42%	7,482	1,816	-76%	49,687	28,772
August	13,832	7,524	-45%	5,438	3,308	-39%	21,897	13,346	-39%	7,626	1,911	-74%	47,219	31,449
September	14,662	8,208	-44%	3,132	2,510	-19%	22,120	14,870	-33%	7,995	4,132	-48%	44,459	29,520
October	13,452	9,576	-29%	3,351	3,090	-8%	20,236	17,878	-12%	8,172	3,866	-53%	45,211	34,410
November	14,364	9,218	-36%	3,486	3,267	-6%	18,727	16,460	-12%	7,926	3,190	-59%	41,693	32,206
December	15,960	10,412	-35%	4,755	3,507	-26%	14,992	15,382	3%	7,684	3,254	-58%	43,911	32,555
Year To Date	172,748	105,240	-39%	48,234	37,886	-21%	214,455	157,114	-27%	88,130	59,865	-32%	523,517	339,427



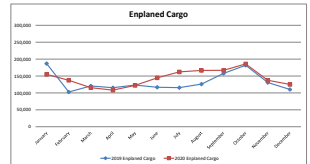
AIRLINE	2019		2020	
	AVAILABLE SEATS	ENPLANEMENT FACTOR	AVAILABLE SEATS	ENPLANEMENT FACTOR
ALASKA	15,960	14,861	93%	
ALLEGIANT	4,755	4,408	93%	
DELTA	14,992	14,177	95%	
UNITED	7,684	6,957	91%	
All AIRLINES	43,391	40,403	93%	

AIRLINE	2019		2020	
	AVAILABLE SEATS	ENPLANEMENT FACTOR	AVAILABLE SEATS	ENPLANEMENT FACTOR
ALASKA	10,412	5,351	51%	
ALLEGIANT	3,507	2,476	71%	
DELTA	15,382	7,843	51%	
UNITED	3,254	2,694	83%	
All AIRLINES	32,555	18,364	56%	



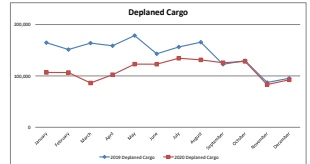
Enplanement Cargo	ALASKA AIRLINES			FEDEX			UPS		
	2019	2020	% Change	2019	2020	% Change	2019	2020	% Change
January	1,225	1,068	-13%	144,702	81,286	-44%	40,955	72,517	77%
February	625	1,225	32%	72,645	67,368	-7%	29,192	68,889	166%
March	1,221	1,039	-15%	73,510	64,618	-12%	43,798	49,716	9%
April	1,251	209	-83%	71,325	31,469	-56%	43,027	36,911	-14%
May	2,465	87	-97%	75,775	57,024	-25%	44,787	61,138	40%
June	1,450	604	-58%	69,439	67,019	-4%	69,879	76,111	9%
July	1,479	349	-76%	69,203	74,813	8%	44,900	46,979	4%
August	1,167	780	-34%	70,860	76,813	8%	43,006	47,465	10%
September	1,118	617	-45%	71,137	75,503	6%	43,535	50,813	17%
October	1,742	929	-47%	81,277	84,945	4%	48,829	49,929	2%
November	1,469	1,074	-27%	70,284	80,113	14%	43,944	56,686	29%
December	836	815	-3%	65,159	84,302	29%	44,321	39,980	-10%
Year To Date	16,448	8,797	-47%	863,321	877,574	1%	608,101	846,494	38%

Enplanement Cargo	TOTAL		
	2019	2020	% Change
January	186,889	154,891	-17%
February	102,762	137,482	34%
March	120,529	115,179	-4%
April	115,901	308,280	166%
May	123,127	122,249	-1%
June	118,768	144,585	20%
July	113,182	162,144	43%
August	128,068	166,580	29%
September	157,990	166,953	6%
October	181,848	185,793	2%
November	183,096	137,453	-25%
December	110,316	125,097	13%
Year To Date	1,587,872	1,726,805	9%



Enplanement Cargo	ALASKA AIRLINES			FEDEX			UPS		
	2019	2020	% Change	2019	2020	% Change	2019	2020	% Change
January	4,295	5,649	32%	65,219	48,923	-26%	95,100	52,209	-45%
February	5,131	7,200	40%	55,403	42,619	-23%	90,745	56,713	-38%
March	5,465	4,639	-15%	60,506	44,292	-27%	97,999	17,334	-82%
April	6,231	3,214	-48%	51,461	50,071	-3%	88,991	48,475	-46%
May	8,518	6,016	-29%	57,941	55,708	-4%	112,056	61,209	-45%
June	6,279	5,203	-17%	57,567	50,865	-12%	99,227	66,790	-33%
July	5,927	5,880	-1%	43,186	57,615	33%	92,288	71,292	-24%
August	7,885	5,363	-32%	46,241	48,355	3%	110,948	77,460	-30%
September	6,602	6,820	3%	47,017	50,857	8%	67,999	67,915	0%
October	6,591	6,212	-6%	57,261	54,208	-5%	65,845	67,818	3%
November	5,576	5,160	-7%	39,246	41,738	6%	42,418	39,216	-7%
December	4,529	5,095	13%	55,251	62,504	13%	95,439	39,911	-58%
Year To Date	72,959	67,181	-8%	619,619	608,355	-2%	1,024,316	667,032	-35%

Enplanement Cargo	TOTAL		
	2019	2020	% Change
January	161,708	106,680	-34%
February	151,279	306,622	300%
March	163,930	86,265	-47%
April	158,078	302,180	300%
May	178,515	122,933	-31%
June	143,073	222,818	156%
July	154,241	114,397	-26%
August	165,734	131,178	-21%
September	122,068	125,021	2%
October	129,697	128,238	-1%
November	87,240	81,114	-7%
December	95,400	92,430	-3%
Year To Date	1,746,934	1,842,728	5%



Aircraft Operations	TOTAL		
	2019	2020	% Change
January	3,437	4,384	26%
February	2,833	4,589	62%
March	4,220	3,770	-10%
April	4,107	1,824	-56%
May	4,713	3,894	-17%
June	5,430	4,380	-19%
July	5,076	4,843	-5%
August	5,030	5,009	-0%
September	4,445	3,753	-16%
October	5,213	5,078	-3%
November	4,353	3,729	-14%
December	3,627	3,613	-0%
Year To Date	53,184	49,166	-8%

