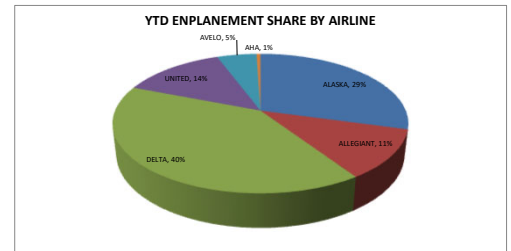
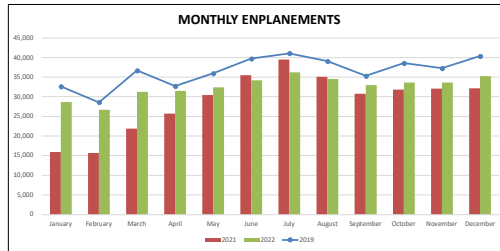


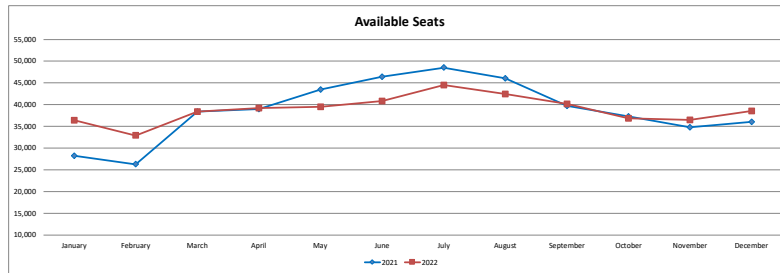
**TRI-CITIES AIRPORT  
MONTHLY AIRLINE ACTIVITY REPORT  
DECEMBER 2022**

Enplanements	ALASKA			ALLEGiant			DELTA			UNITED			AVELO			AHA			CHARTERS	
	2021	2022	% Change	2021	2022	% Change	2021	2022	% Change	2021	2022	% Change	2021	2022	% Change	2021	2022	% Change	2021	2022
January	5,637	9,901	76%	2,033	2,228	10%	5,684	11,988	111%	2,536	3,136	24%		1,247	100%		130	100%	32	0
February	6,669	7,969	19%	1,746	2,517	44%	4,893	11,050	126%	2,405	3,553	48%	Start	1,421	100%		215	100%	0	0
March	9,063	9,763	8%	2,480	2,863	15%	7,398	13,022	76%	2,943	3,737	27%	4/29/21	1,603	100%		255	100%	32	0
April	11,036	9,663	-12%	2,520	2,796	11%	8,495	13,064	54%	3,567	3,879	9%	98	1,932	1871%		203	100%	95	0
May	10,557	9,971	-6%	2,333	3,158	35%	11,694	13,054	12%	4,731	4,556	-4%	1,132	1,485	31%		182	100%	114	0
June	11,818	9,285	-21%	4,194	5,394	29%	12,382	13,323	8%	5,315	3,996	-25%	1,782	1,916	8%		311	100%	38	0
July	11,552	8,579	-26%	5,361	6,558	22%	13,609	14,373	6%	6,697	4,027	-40%	2,305	2,322	1%		406	100%	0	0
August	10,711	9,953	-16%	3,284	4,418	35%	12,934	14,618	13%	6,499	4,184	-36%	1,619	2,089	29%	Start	284	100%	0	0
September	9,796	11,125	14%	2,184	3,104	42%	12,646	12,567	-1%	5,050	4,186	-17%	1,136	1,978	76%	10/24/21	End	0	0	170
October	9,165	10,639	16%	2,652	2,981	12%	13,763	14,123	3%	5,069	4,533	-11%	1,086	1,382	27%	62	8/22/22	-100%	49	64
November	8,578	9,454	10%	3,340	3,378	1%	14,112	13,072	-7%	4,265	6,345	49%	1,482	1,343	-9%	293	-100%	58	0	
December	8,152	9,131	12%	4,552	5,086	12%	12,635	13,164	4%	4,469	6,299	41%	2,005	1,535	-23%	309	-100%	31	0	
Year To Date	112,734	114,433	2%	36,679	44,481	21%	130,245	157,418	21%	53,546	52,431	-2%	12,635	20,253	60%	664	1,986	199%	449	234

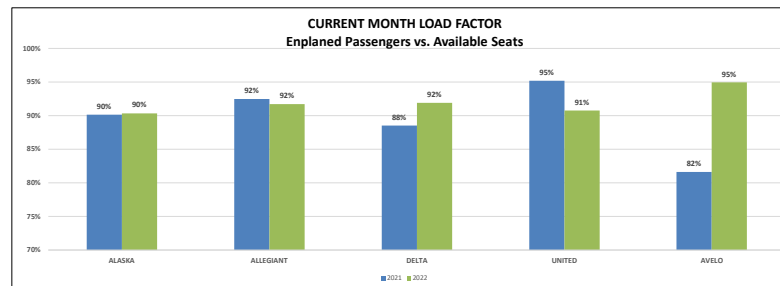
Total Enplanements	2019	2021	2022	Current Year % Change
	January	32,613	15,890	28,630
February	28,628	15,713	26,725	70%
March	36,686	21,884	31,243	43%
April	32,743	25,716	31,537	23%
May	35,973	30,447	32,406	6%
June	39,711	35,491	34,225	-4%
July	41,085	39,524	36,265	-8%
August	39,092	35,047	34,546	-1%
September	35,332	30,802	32,960	7%
October	38,579	31,797	33,658	6%
November	37,278	32,070	33,592	5%
December	40,403	32,122	35,215	10%
Year To Date	438,123	346,503	391,002	13%



Available Seats	ALASKA			ALLEGiant			DELTA			UNITED			AVELO			AHA			TOTAL		
	2021	2022	% Change	2021	2022	% Change	2021	2022	% Change	2021	2022	% Change	2021	2022	% Change	2021	2022	% Change	2021	2022	% Change
January	9,728	12,312	27%	3,372	2,706	-20%	10,954	14,642	34%	4,200	4,300	2%		1,890	100%		550	100%	28,254	36,400	29%
February	10,260	9,804	-4%	2,643	2,841	7%	9,450	13,562	44%	3,920	4,076	4%	Start	2,079	100%		550	100%	26,273	32,912	25%
March	15,276	12,616	-17%	4,017	3,060	-24%	15,100	15,300	1%	3,950	4,600	16%	4/28/21	2,268	100%		500	100%	38,343	38,344	0%
April	15,732	13,528	-14%	3,705	2,967	-20%	15,066	15,098	0%	4,250	4,526	6%	189	2,646	1300%		400	100%	38,942	39,165	1%
May	16,340	13,148	-20%	3,309	3,372	2%	15,662	15,242	-3%	5,722	5,226	-9%	2,457	1,890	-23%		600	100%	43,490	39,478	-9%
June	16,340	12,768	-22%	5,226	5,694	9%	15,028	15,026	0%	7,044	4,420	-37%	2,457	2,268	-8%		650	100%	46,395	40,826	-12%
July	16,416	12,996	-21%	6,271	6,891	10%	15,611	17,014	9%	7,582	4,500	-41%	2,646	2,457	-7%		650	100%	48,526	44,508	-8%
August	16,416	13,148	-20%	4,131	4,695	14%	15,425	17,008	10%	7,670	4,600	-40%	2,415	2,457	2%	Start	500	100%	46,057	42,408	-8%
September	14,136	15,352	9%	2,904	3,186	10%	15,049	14,570	-3%	5,638	4,550	-19%	1,995	2,457	23%	10/24/21	End	0	39,722	40,115	1%
October	11,476	11,932	4%	3,216	3,123	-3%	15,468	15,248	-1%	5,446	4,832	-11%	1,470	1,701	16%	200	8/22/22	-100%	37,276	36,836	-1%
November	9,500	10,564	11%	3,726	3,726	0%	14,735	13,992	-5%	4,500	6,746	50%	1,764	1,407	-20%	550	-100%	34,775	36,435	5%	
December	9,044	10,108	12%	4,923	5,547	13%	14,279	14,324	0%	4,696	6,942	48%	2,457	1,617	-34%	650	-100%	36,049	38,538	7%	
Year To Date	160,664	148,276	-8%	47,743	47,808	0%	171,827	181,026	5%	64,618	59,318	-8%	17,850	25,137	41%	1,400	4,400		428,053	465,965	9%



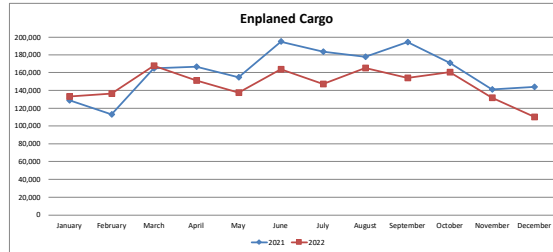
Load Factor	ALASKA			ALLEGiant			DELTA			UNITED			AVELO			AHA			TOTAL		
	2021	2022	% Change	2021	2022	% Change	2021	2022	% Change	2021	2022	% Change	2021	2022	% Change	2021	2022	% Change	2021	2022	% Change
January	58%	80%	22%	60%	82%	22%	52%	82%	30%	60%	73%	13%		66%	100%		24%	100%	56%	79%	22%
February	65%	81%	16%	66%	89%	23%	52%	81%	30%	61%	87%	26%	Start	68%	100%		39%	100%	60%	81%	21%
March	59%	77%	18%	62%	94%	32%	49%	85%	36%	75%	81%	7%	4/28/21	71%	100%		51%	100%	57%	81%	24%
April	70%	71%	1%	68%	94%	26%	56%	87%	30%	84%	86%	2%	52%	73%	21%		51%	100%	66%	81%	14%
May	65%	76%	11%	71%	94%	23%	75%	86%	11%	83%	87%	4%	46%	79%	32%		30%	100%	70%	82%	12%
June	72%	73%	0%	76%	95%	19%	82%	89%	6%	75%	90%	15%	73%	84%	12%		48%	100%	76%	84%	7%
July	70%	66%	-4%	85%	95%	10%	87%	84%	-3%	88%	89%	1%	87%	95%	7%		62%	100%	81%	81%	0%
August	65%	68%	3%	79%	94%	15%	84%	86%	2%	85%	91%	6%	67%	85%	18%		57%	100%	76%	81%	5%
September	69%	72%	3%	75%	97%	22%	84%	86%	2%	90%	92%	2%	56%	81%	24%	10/24/21	End	0%	78%	82%	5%
October	80%	89%	9%	82%	95%	13%	89%	93%	4%	93%	94%	1%	74%	81%	7%	31%	8/22/22	-100%	85%	91%	6%
November	90%	89%	-1%	90%	91%	1%	96%	93%	-2%	95%	94%	-1%	84%	95%	11%	53%	-100%	92%	92%	0%	
December	90%	90%	0%	92%	92%	-1%	88%	92%	3%	95%	91%	-4%	82%	95%	13%	48%	-100%	89%	91%	2%	



**TRI-CITIES AIRPORT  
MONTHLY AIRLINE ACTIVITY REPORT  
DECEMBER 2022**

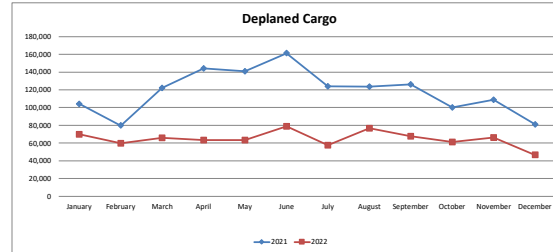
Enplaned Cargo	ALASKA AIRLINES			FEDEX/Empire			UPS/Amerflight		
	2021	2022	%Change	2021	2022	%Change	2021	2022	%Change
January	754	3,521	367%	64,938	67,751	4%	63,228	61,949	-2%
February	3,063	8,158	166%	52,083	67,422	29%	58,032	60,884	5%
March	2,400	7,734	222%	78,650	82,421	5%	83,588	77,713	-7%
April	1,157	2,867	148%	79,026	77,502	-2%	86,385	70,652	-18%
May	1,780	2,312	30%	75,222	70,971	-6%	77,740	64,121	-18%
June	1,739	1,607	-8%	89,008	81,492	-8%	104,262	80,778	-23%
July	901	2,148	138%	85,946	76,143	-11%	96,601	68,841	-29%
August	1,085	3,065	182%	85,549	82,181	-4%	91,024	80,090	-12%
September	1,027	2,928	185%	109,682	72,823	-34%	83,685	78,439	-6%
October	1,046	3,519	236%	105,059	83,340	-21%	64,915	73,659	13%
November	780	2,076	166%	65,108	61,378	-6%	75,261	68,120	-9%
December	1,140	1,691	48%	93,286	72,185	-23%	49,563	36,260	-27%
Year To Date	16,872	41,626	147%	983,557	895,609	-9%	934,284	821,506	-12%

Enplaned Cargo	TOTAL		
	2021	2022	%Change
January	128,920	133,221	3%
February	113,178	135,464	21%
March	164,638	167,868	2%
April	166,568	151,021	-9%
May	154,742	137,404	-11%
June	195,009	163,877	-16%
July	183,448	147,132	-20%
August	177,658	165,336	-7%
September	194,394	154,190	-21%
October	171,020	160,518	-6%
November	141,149	131,574	-7%
December	143,989	110,136	-24%
Year To Date	1,934,713	1,758,741	-9%



Deplaned Cargo	ALASKA AIRLINES			FEDEX/Empire			UPS/Amerflight		
	2021	2022	%Change	2021	2022	%Change	2021	2022	%Change
January	5,107	9,500	86%	51,236	3,080	-94%	47,730	57,374	20%
February	8,353	1,762	-79%	38,277	2,881	-92%	33,238	54,912	65%
March	6,493	2,463	-62%	49,976	2,155	-96%	65,836	61,294	-7%
April	5,515	8,830	60%	74,943	1,101	-99%	63,644	53,409	-16%
May	9,661	8,212	-15%	52,313	1,020	-98%	78,881	54,240	-31%
June	6,385	8,945	40%	66,553	498	-99%	88,517	69,441	-22%
July	8,917	9,712	9%	45,554	332	-99%	69,487	47,650	-31%
August	7,751	12,259	58%	55,506	353	-99%	60,309	64,056	6%
September	8,172	11,027	35%	56,130	569	-99%	61,725	55,900	-9%
October	7,199	8,844	23%	48,973	901	-98%	43,922	51,419	17%
November	5,590	6,856	23%	48,767	267	-99%	54,524	59,239	9%
December	4,003	5,475	37%	44,146	15,547	-65%	32,950	25,555	-22%
Year To Date	83,146	93,885	13%	632,374	28,704	-95%	700,763	654,489	-7%

Deplaned Cargo	TOTAL		
	2021	2022	%Change
January	104,073	69,954	-33%
February	79,868	59,555	-25%
March	122,305	65,912	-46%
April	144,102	63,340	-56%
May	140,855	63,472	-55%
June	161,455	78,884	-51%
July	123,958	57,694	-53%
August	123,566	76,668	-38%
September	126,027	67,496	-46%
October	100,094	61,164	-39%
November	108,881	66,362	-39%
December	81,099	46,577	-43%
Year To Date	1,416,283	777,078	-45%



Tower Operations	TOTAL			
	2021	2022	%Change	
January	4,259	3,606	-15%	
February	3,336	4,935	48%	
March	5,542	4,291	-23%	
April	5,697	5,811	2%	
May	5,640	5,882	4%	
June	6,046	5,984	-1%	
July	6,569	5,800	-12%	
August	5,295	6,227	18%	
September	5,672	5,232	-8%	
October	6,425	inc	inc	
November	4,327	4,588	6%	
December	4,532	2,638	-42%	
YTD total not including October	Year To Date	56,915	54,994	-3%

October 2022 data was incomplete.

