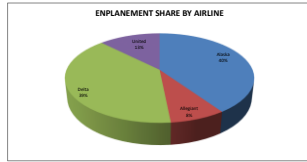
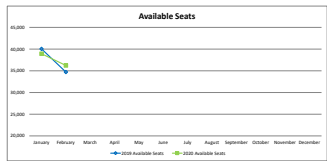


Enplanements	ALASKA AIRLINES			ALLEGANT AIRLINES			DELTA AIRLINES			UNITED AIRLINES			TOTAL	
	2019	2020	% Change	2019	2020	% Change	2019	2020	% Change	2019	2020	% Change	2019	2020
January	12,681	13,323	7%	2,763	2,800	1%	12,485	13,168	5%	4,684	4,413	-6%	0	38
February	10,441	12,327	18%	2,788	2,377	-14%	10,647	11,953	12%	4,772	3,820	-24%	252	718
March														
April														
May														
June														
July														
August														
September														
October														
November														
December														
Year To Date	23,122	25,650	12%	5,551	5,177	-6%	23,132	25,121	9%	9,456	8,033	-15%	252	257

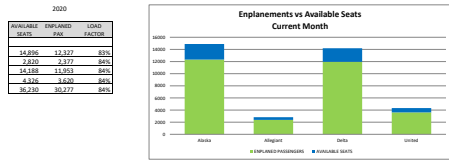
	2019	TOTAL 2020	% Change
January	32,613	34,204	4%
February	28,628	30,277	6%
March			
April			
May			
June			
July			
August			
September			
October			
November			
December			
Year To Date	61,241	64,281	5%



Available Seats	ALASKA AIRLINES			ALLEGANT AIRLINES			DELTA AIRLINES			UNITED AIRLINES			TOTAL	
	2019	2020	% Change	2019	2020	% Change	2019	2020	% Change	2019	2020	% Change	2019	2020
January	15,808	15,114	-4%	3,123	2,976	-5%	15,409	15,544	0%	5,525	5,291	-4%	40,265	38,935
February	12,236	14,896	22%	3,507	2,820	-20%	13,233	14,188	7%	5,740	4,338	-24%	34,746	36,230
March														
April														
May														
June														
July														
August														
September														
October														
November														
December														
Year To Date	28,044	30,020	7%	6,660	5,796	-13%	28,702	29,733	4%	11,305	9,637	-15%	74,721	75,485

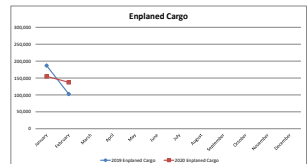


2019				2020			
AVAILABLE SEATS	ENPLANED PAS. FACTOR	LOAD		AVAILABLE SEATS	ENPLANED PAS. FACTOR	LOAD	
ALASKA	12,236	20,441	85%	14,896	12,327	83%	
ALLEGANT	3,507	2,768	79%	2,820	2,377	84%	
DELTA	13,233	10,647	80%	14,188	11,953	84%	
UNITED	5,740	4,338	75%	4,338	3,820	88%	
All AIRLINES	34,716	28,618	82%	36,230	30,277	84%	



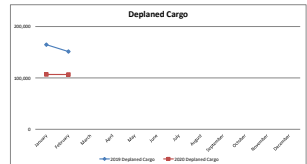
Enplaned Cargo	ALASKA AIRLINES			ALLEGANT AIRLINES			DELTA AIRLINES			UNITED AIRLINES		
	2019	2020	% Change	2019	2020	% Change	2019	2020	% Change	2019	2020	% Change
January	1,225	1,068	-13%	144,702	81,266	-44%	40,956	72,517	77%			
February	925	1,225	32%	72,645	67,368	-7%	20,192	68,889	166%			
March												
April												
May												
June												
July												
August												
September												
October												
November												
December												
Year To Date	2,150	2,293	7%	217,347	148,674	-32%	70,148	141,406	102%			

	2019	TOTAL 2020	% Change
January	186,889	154,891	-17%
February	102,762	137,482	34%
March			
April			
May			
June			
July			
August			
September			
October			
November			
December			
Year To Date	289,646	292,373	1%



Deplaned Cargo	ALASKA AIRLINES			ALLEGANT AIRLINES			DELTA AIRLINES			UNITED AIRLINES		
	2019	2020	% Change	2019	2020	% Change	2019	2020	% Change	2019	2020	% Change
January	4,295	5,649	32%	65,219	48,923	-25%	95,100	52,109	-45%			
February	5,131	7,200	42%	55,403	42,119	-23%	90,745	56,713	-38%			
March												
April												
May												
June												
July												
August												
September												
October												
November												
December												
Year To Date	9,426	12,859	37%	120,622	91,042	-24%	185,845	108,822	-41%			

	2019	TOTAL 2020	% Change
January	164,708	106,683	-35%
February	151,279	106,622	-30%
March			
April			
May			
June			
July			
August			
September			
October			
November			
December			
Year To Date	315,983	213,303	-32%



	2019	TOTAL 2020	% Change
January	3,437	4,384	26%
February	2,833	4,589	62%
March			
April			
May			
June			
July			
August			
September			
October			
November			
December			
Year To Date	6,270	8,973	43%

