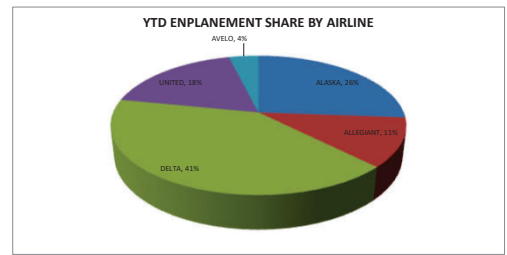
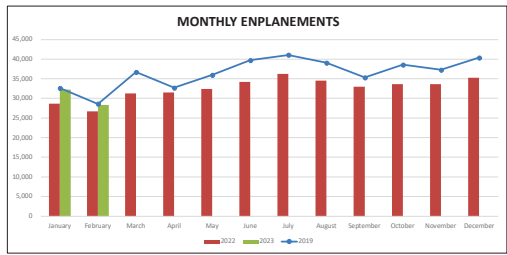


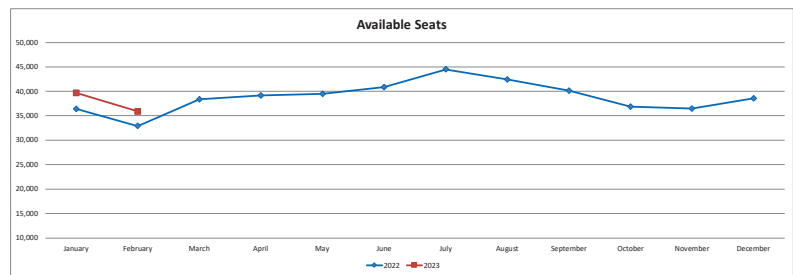
**TRI-CITIES AIRPORT
MONTHLY AIRLINE ACTIVITY REPORT
FEBRUARY 2023**

Enplanements	ALASKA			ALLEGiant			DELTA			UNITED			AVELO			CHARTERS	
	2022	2023	% Change	2022	2023	% Change	2022	2023	% Change	2022	2023	% Change	2022	2023	% Change	2022	2023
January	9,901	8,110	-18%	2,228	3,920	76%	11,988	13,098	9%	3,136	5,770	84%	1,247	1,310	5%	0	0
February	7,969	7,721	-3%	2,517	2,944	17%	11,050	11,489	4%	3,553	5,156	45%	1,421	1,024	-28%	0	0
Year To Date	17,870	15,831	-11%	4,745	6,864	45%	23,038	24,587	7%	6,689	10,926	63%	2,668	2,334	-13%	0	0

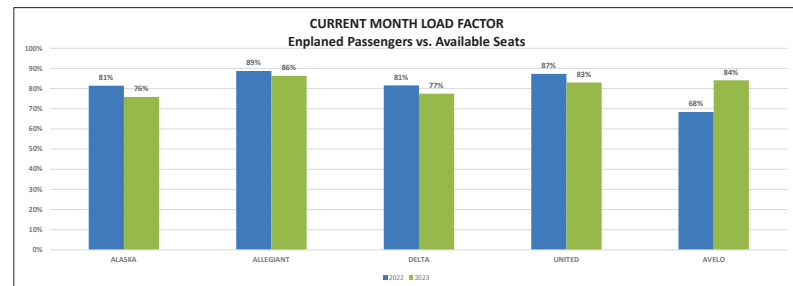
Total Enplanements	2019	2022	2023	Current Year % Change
January	32,613	28,630	32,208	12%
February	28,628	26,725	28,334	6%
Year To Date	61,241	55,355	60,542	9%



Available Seats	ALASKA			ALLEGiant			DELTA			UNITED			AVELO			TOTAL		
	2022	2023	% Change	2022	2023	% Change	2022	2023	% Change	2022	2023	% Change	2022	2023	% Change	2022	2023	% Change
January	12,312	10,564	-14%	2,706	4,662	72%	14,642	16,180	11%	4,300	6,772	57%	1,890	1,512	-20%	36,400	39,690	9%
February	9,804	10,184	4%	2,841	3,414	20%	13,562	14,850	9%	4,076	6,222	53%	2,079	1,218	-41%	32,912	35,888	9%
Year To Date	22,116	20,748	-6%	5,547	8,076	46%	28,204	31,030	10%	8,376	12,994	55%	3,969	2,730	-31%	69,312	75,578	9%



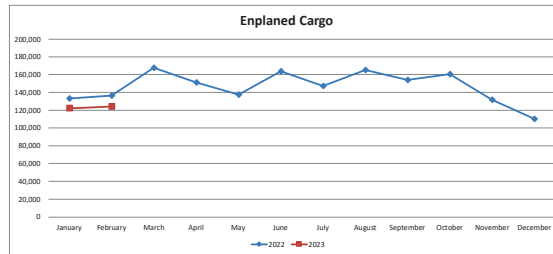
Load Factor	ALASKA			ALLEGiant			DELTA			UNITED			AVELO			TOTAL		
	2022	2023	% Change	2022	2023	% Change	2022	2023	% Change	2022	2023	% Change	2022	2023	% Change	2022	2023	% Change
January	80%	77%	-4%	82%	84%	2%	82%	81%	-1%	73%	85%	12%	66%	87%	21%	79%	81%	2%
February	81%	76%	-5%	89%	86%	-2%	81%	77%	-4%	87%	83%	-4%	68%	84%	16%	81%	79%	-2%



**TRI-CITIES AIRPORT
MONTHLY AIRLINE ACTIVITY REPORT
FEBRUARY 2023**

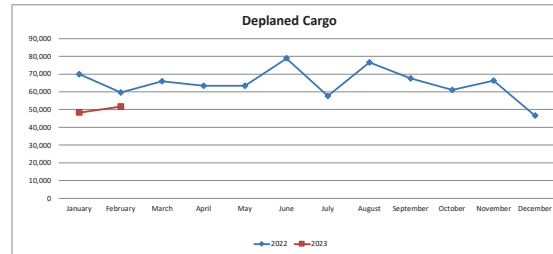
Enplaned Cargo	ALASKA AIRLINES			FEDEX/Empire			UPS/Amerflight		
	2022	2023	%Change	2022	2023	%Change	2022	2023	%Change
January	3,521	1,396	-60%	67,751	59,707	-12%	61,949	61,180	-1%
February	8,158	2,409	-70%	67,422	58,352	-13%	60,884	63,535	4%
Year To Date	11,679	3,805	-67%	135,173	118,059	-13%	122,833	124,715	2%

Enplaned Cargo	TOTAL		
	2022	2023	%Change
January	133,221	122,283	-8%
February	136,464	124,296	-9%
Year To Date	269,685	246,579	-9%



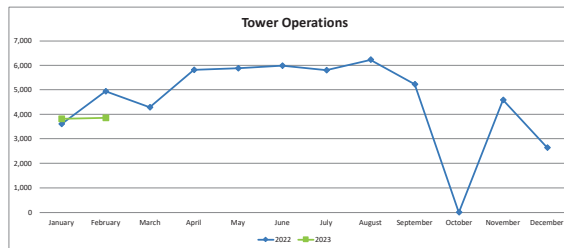
Deplaned Cargo	ALASKA AIRLINES			FEDEX/Empire			UPS/Amerflight		
	2022	2023	%Change	2022	2023	%Change	2022	2023	%Change
January	9,500	7,473	-21%	3,080	411	-87%	57,374	40,547	-29%
February	1,762	8,580	387%	2,881	450	-84%	54,912	42,659	-22%
Year To Date	11,262	16,053	43%	5,961	861	-86%	112,286	83,206	-26%

Deplaned Cargo	TOTAL		
	2022	2023	%Change
January	69,954	48,431	-31%
February	59,555	51,689	-13%
Year To Date	129,509	100,120	-23%



Tower Operations	TOTAL		
	2022	2023	%Change
January	3,606	3,819	6%
February	4,935	3,855	-22%
Year To Date	8,541	7,674	-10%

October 2022 data was incomplete.



YTD total not including October.