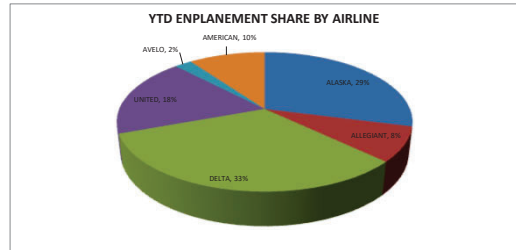
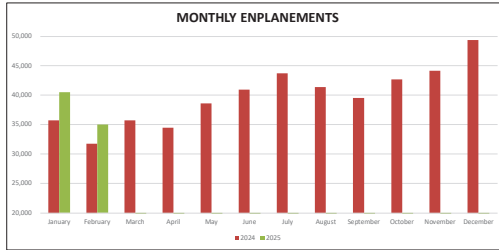


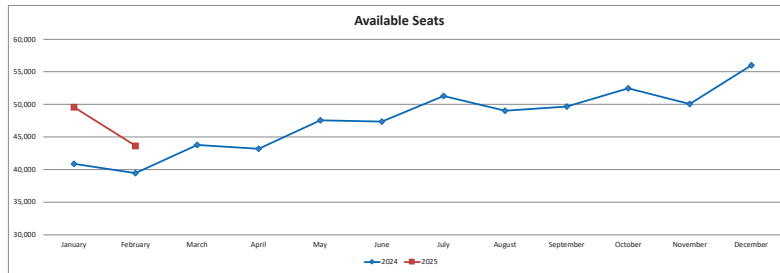
**TRI-CITIES AIRPORT
MONTHLY AIRLINE ACTIVITY REPORT
FEBRUARY 2025**

Enplanements	ALASKA			ALLEGiant			DELTA			UNITED			AVELO			AMERICAN			CHARTERS	
	2024	2025	% Change	2024	2025	% Change	2024	2025	% Change	2024	2025	% Change	2024	2025	% Change	2024	2025	% Change	2024	2025
January	11,270	12,096	7%	3,441	3,354	-3%	13,186	12,810	-3%	6,585	7,339	11%	1,219	956	-22%	n/a	3959	100%	0	87
February	8,928	9,788	10%	2,975	2,715	-9%	12,002	11,657	-3%	6,047	6,523	8%	1,116	742	-34%	698	3571	412%	0	0
Year To Date	20,198	21,884	8%	6,416	6,069	-5%	25,188	24,467	-3%	12,632	13,862	10%	2,335	1,698	-27%	698	7,530	979%	0	87

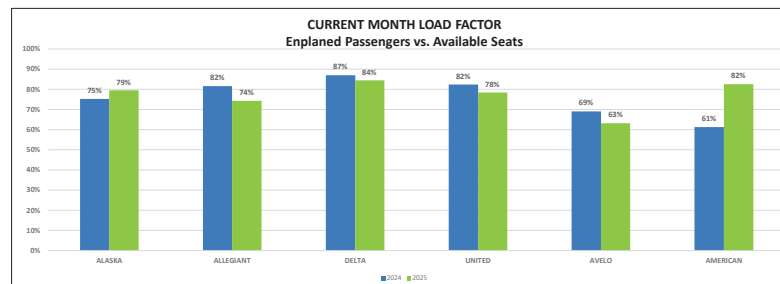
Total Enplanements	2024	2025	Current Year % Change
January	35,701	40,514	13%
February	31,766	34,996	10%
Year To Date	67,467	75,510	12%



Available Seats	ALASKA			ALLEGiant			DELTA			UNITED			AVELO			AMERICAN			TOTAL		
	2024	2025	% Change	2024	2025	% Change	2024	2025	% Change	2024	2025	% Change	2024	2025	% Change	2024	2025	% Change	2024	2025	% Change
January	12,284	13,973	14%	4,350	4,527	4%	14,974	15,664	5%	7,506	9,214	23%	1,764	1,470	-17%	n/a	4,712	100%	40,878	49,560	21%
February	11,881	12,318	4%	3,648	3,657	0%	13,818	13,828	0%	7,346	8,330	13%	1,617	1,176	-27%	1,140	4,332	280%	39,450	43,641	11%
Year To Date	24,165	26,291	9%	7,998	8,184	2%	28,792	29,492	2%	14,852	17,544	18%	3,381	2,646	-22%	1,140	9,044	693%	80,328	93,201	16%



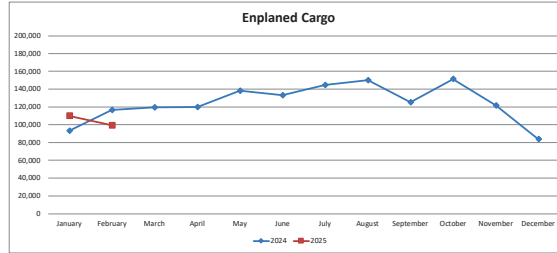
Load Factor	ALASKA			ALLEGiant			DELTA			UNITED			AVELO			AMERICAN			TOTAL		
	2024	2025	% Change	2024	2025	% Change	2024	2025	% Change	2024	2025	% Change	2024	2025	% Change	2024	2025	% Change	2024	2025	% Change
January	92%	87%	-5%	79%	74%	-5%	88%	82%	-6%	88%	80%	-8%	69%	65%	-4%	n/a	84%	100%	87%	82%	-6%
February	75%	79%	4%	82%	74%	-7%	87%	84%	-3%	82%	78%	-4%	69%	63%	-6%	61%	82%	21%	81%	80%	0%



**TRI-CITIES AIRPORT
MONTHLY AIRLINE ACTIVITY REPORT
FEBRUARY 2025**

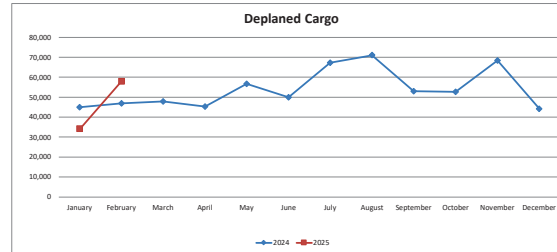
Enplaned Cargo	FEDEX/Empire			UPS/Ameriflight		
	2024	2025	%Change	2024	2025	%Change
January	48,769	66,154	36%	44,306	43,896	-1%
February	59,841	54,354	-9%	56,930	45,000	-21%
Year To Date	108,610	120,508	11%	101,236	88,896	-12%

Enplaned Cargo	2024	TOTAL 2025	%Change
January	93,075	110,050	18%
February	116,771	99,354	-15%
Year To Date	209,846	209,404	0%



Deplaned Cargo	FEDEX/Empire			UPS/Ameriflight		
	2024	2025	%Change	2024	2025	%Change
January	0	0	0%	44,910	34,154	-24%
February	0	0	0%	46,882	58,049	24%
Year To Date	0	0	#DIV/0!	91,792	92,203	0%

Deplaned Cargo	2024	TOTAL 2025	%Change
January	44,910	34,154	-24%
February	46,882	58,049	24%
Year To Date	91,792	92,203	0%



Tower Operations	2024	TOTAL 2025	%Change
January	2,330	4,122	77%
February	3,754	3,432	-9%
Year To Date	6,084	7,554	24%

