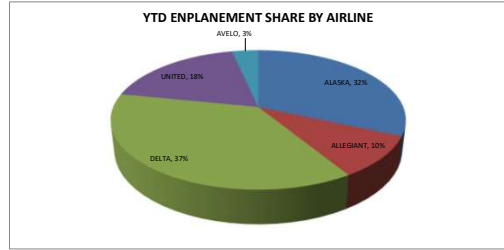
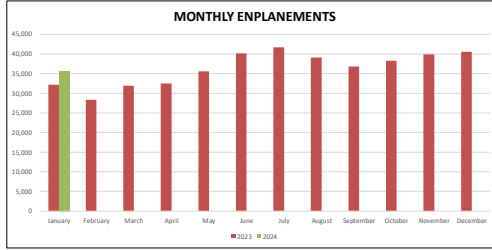


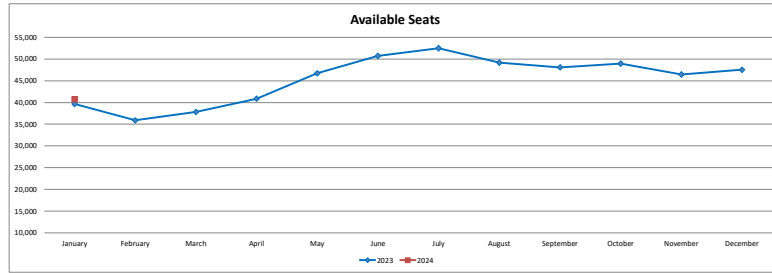
**TRI-CITIES AIRPORT
MONTHLY AIRLINE ACTIVITY REPORT
JANUARY 2024**

Enplanements	ALASKA			ALLEGIAN			DELTA			UNITED			AVELO			AMERICAN			CHARTERS	
	2023	2024	% Change	2023	2024	% Change	2023	2024	% Change	2023	2024	% Change	2023	2024	% Change	2023	2024	% Change	2023	2024
January	8,110	11,270	39%	3,920	3,441	-12%	13,098	13,186	1%	5,770	6,585	14%	1,310	1,219	-7%	START FEBRUARY 15, 2024			0	0
Year To Date	8,110	11,270	39%	3,920	3,441	-12%	13,098	13,186	1%	5,770	6,585	14%	1,310	1,219	-7%	0	0		0	0

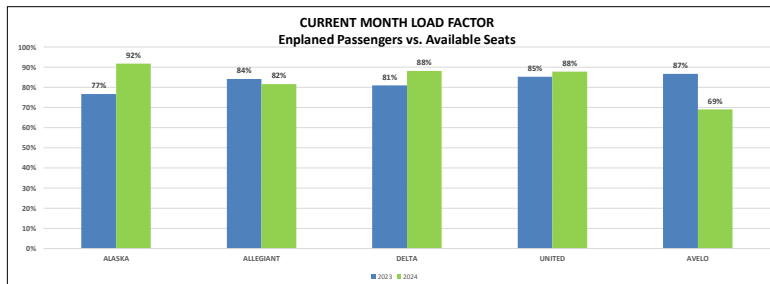
Total Enplanements	2023	2024	Current Year % Change
January	32,208	35,701	11%
Year To Date	32,208	35,701	11%



Available Seats	ALASKA			ALLEGIAN			DELTA			UNITED			AVELO			AMERICAN			TOTAL		
	2023	2024	% Change	2023	2024	% Change	2023	2024	% Change	2023	2024	% Change	2023	2024	% Change	2023	2024	% Change	2023	2024	% Change
January	10,564	12,284	16%	4,662	4,215	-10%	16,180	14,974	-7%	6,772	7,506	11%	1,512	1,764	17%	START FEBRUARY 15, 2024			39,690	40,743	3%
Year To Date	10,564	12,284	16%	4,662	4,215	-10%	16,180	14,974	-7%	6,772	7,506	11%	1,512	1,764	17%				39,690	40,743	3%



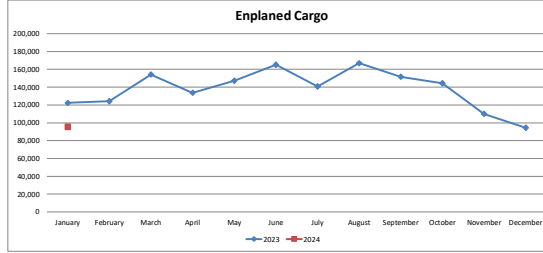
Load Factor	ALASKA			ALLEGIAN			DELTA			UNITED			AVELO			AMERICAN			TOTAL		
	2023	2024	% Change	2023	2024	% Change	2023	2024	% Change	2023	2024	% Change	2023	2024	% Change	2023	2024	% Change	2023	2024	% Change
January	77%	92%	15%	84%	82%	-2%	81%	88%	7%	85%	88%	3%	87%	69%	-18%	START FEBRUARY 15, 2024			81%	88%	6%



**TRI-CITIES AIRPORT
MONTHLY AIRLINE ACTIVITY REPORT
JANUARY 2024**

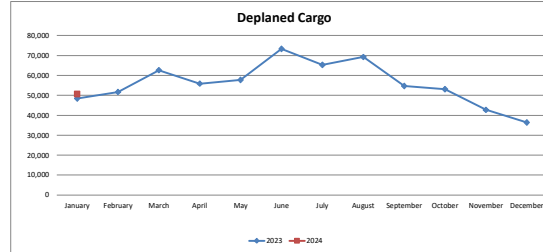
Enplaned Cargo	ALASKA AIRLINES			FEDEX/Empire			UPS/Ameriflight		
	2023	2024	%Change	2023	2024	%Change	2023	2024	%Change
January	1,396	2,547	82%	59,707	48,769	-18%	61,180	44,306	-28%
Year To Date	1,396	2,547	82%	59,707	48,769	-18%	61,180	44,306	-28%

Enplaned Cargo	2023	TOTAL 2024	%Change
January	122,283	95,622	-22%
Year To Date	122,283	95,622	-22%



Deplaned Cargo	ALASKA AIRLINES			FEDEX/Empire			UPS/Ameriflight		
	2023	2024	%Change	2023	2024	%Change	2023	2024	%Change
January	7,473	5,796	-22%	411	0	-100%	40,547	44,910	11%
Year To Date	7,473	5,796	-22%	411	0	-100%	40,547	44,910	11%

Deplaned Cargo	2023	TOTAL 2024	%Change
January	48,431	50,706	5%
Year To Date	48,431	50,706	5%



Tower Operations	2023	TOTAL 2024	%Change
January	3,819	2,330	-39%
Year To Date	3,819	2,330	-39%

