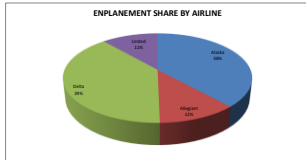
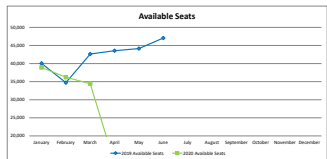


| Enplanements | ALASKA AIRLINES | | | ALLEGiant AIRLINES | | | DELTA AIRLINES | | | UNITED AIRLINES | | | TOTAL | |
|--------------|-----------------|--------|----------|--------------------|--------|----------|----------------|--------|----------|-----------------|--------|----------|-------|------|
| | 2019 | 2020 | % Change | 2019 | 2020 | % Change | 2019 | 2020 | % Change | 2019 | 2020 | % Change | 2019 | 2020 |
| January | 12,681 | 13,323 | 7% | 2,763 | 2,800 | 1% | 12,485 | 13,168 | 5% | 4,684 | 4,413 | -6% | 0 | 38 |
| February | 10,441 | 12,327 | 18% | 2,788 | 2,377 | -14% | 20,647 | 19,953 | -12% | 4,772 | 3,820 | -24% | 252 | 728 |
| March | 13,303 | 5,617 | -58% | 3,744 | 1,555 | -58% | 13,888 | 6,021 | -57% | 5,751 | 1,771 | -69% | 74 | 0 |
| April | 10,626 | 451 | -96% | 3,286 | 75 | -98% | 13,389 | 806 | -94% | 4,683 | 1,077 | -77% | 372 | 0 |
| May | 11,735 | 1,343 | -89% | 2,979 | 1,278 | -57% | 13,966 | 1,678 | -88% | 7,293 | 372 | -95% | 0 | 0 |
| June | 10,921 | 2,897 | -73% | 4,913 | 2,592 | -47% | 17,552 | 3,211 | -82% | 6,325 | 481 | -92% | 209 | 13 |
| August | | | | | | | | | | | | | | |
| September | | | | | | | | | | | | | | |
| October | | | | | | | | | | | | | | |
| November | | | | | | | | | | | | | | |
| December | | | | | | | | | | | | | | |
| Year To Date | 69,706 | 36,239 | -48% | 20,063 | 10,894 | -46% | 81,927 | 36,836 | -54% | 35,658 | 10,884 | -69% | 807 | 270 |

| | 2019 | TOTAL 2020 | % Change |
|--------------|---------|------------|----------|
| January | 32,613 | 34,204 | 4% |
| February | 28,628 | 30,377 | 6% |
| March | 36,686 | 14,964 | -59% |
| April | 32,742 | 1,756 | -95% |
| May | 35,973 | 4,671 | -87% |
| June | 39,711 | 9,181 | -77% |
| August | | | |
| September | | | |
| October | | | |
| November | | | |
| December | | | |
| Year To Date | 206,354 | 94,853 | -54% |

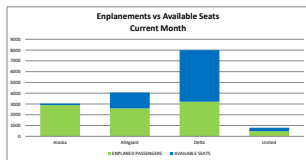


| Available Seats | ALASKA AIRLINES | | | ALLEGiant AIRLINES | | | DELTA AIRLINES | | | UNITED AIRLINES | | | TOTAL | | |
|-----------------|-----------------|--------|----------|--------------------|--------|----------|----------------|--------|----------|-----------------|--------|----------|---------|---------|------|
| | 2019 | 2020 | % Change | 2019 | 2020 | % Change | 2019 | 2020 | % Change | 2019 | 2020 | % Change | 2019 | 2020 | |
| January | 15,808 | 15,124 | -4% | 3,123 | 2,976 | -5% | 16,469 | 15,544 | -6% | 5,525 | 5,291 | -4% | 40,925 | 38,935 | -3% |
| February | 12,336 | 14,896 | 21% | 3,507 | 2,820 | -20% | 13,233 | 14,188 | 7% | 5,740 | 4,338 | -25% | 34,766 | 36,230 | 4% |
| March | 15,580 | 12,464 | -20% | 4,171 | 3,039 | -27% | 16,112 | 14,770 | -8% | 6,766 | 4,365 | -36% | 43,631 | 34,438 | -21% |
| April | 15,048 | 3,040 | -80% | 3,861 | 1,416 | -63% | 15,721 | 6,126 | -61% | 8,928 | 1,846 | -79% | 43,508 | 12,428 | -72% |
| May | 15,960 | 3,040 | -81% | 3,486 | 2,373 | -32% | 16,188 | 5,822 | -64% | 8,515 | 1,150 | -86% | 44,149 | 12,385 | -72% |
| June | 13,958 | 3,040 | -78% | 5,589 | 4,068 | -27% | 20,150 | 7,982 | -60% | 7,411 | 800 | -89% | 47,208 | 15,900 | -66% |
| August | | | | | | | | | | | | | | | |
| September | | | | | | | | | | | | | | | |
| October | | | | | | | | | | | | | | | |
| November | | | | | | | | | | | | | | | |
| December | | | | | | | | | | | | | | | |
| Year To Date | 88,540 | 53,608 | -40% | 23,769 | 16,692 | -30% | 96,873 | 64,443 | -33% | 42,985 | 17,578 | -59% | 152,147 | 105,316 | -40% |



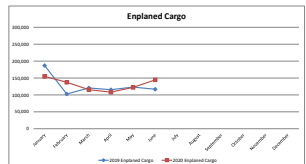
| 2019 | 2020 | | |
|--------------|-----------------|--------------------|-----|
| | AVAILABLE SEATS | ENPLANEMENT FACTOR | |
| ALASKA | 13,908 | 20,921 | 79% |
| ALLEGiant | 5,389 | 4,813 | 89% |
| DELTA | 20,150 | 17,582 | 87% |
| UNITED | 7,811 | 6,345 | 81% |
| All AIRLINES | 47,258 | 39,711 | 84% |

| 2020 | 2019 | | |
|--------------|-----------------|--------------------|-----|
| | AVAILABLE SEATS | ENPLANEMENT FACTOR | |
| ALASKA | 3,040 | 2,897 | 95% |
| ALLEGiant | 4,068 | 3,552 | 87% |
| DELTA | 7,982 | 5,211 | 65% |
| UNITED | 800 | 481 | 60% |
| All AIRLINES | 15,890 | 12,181 | 76% |



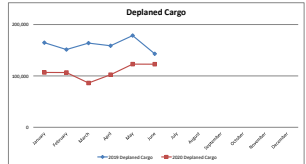
| Enplaned Cargo | ALASKA AIRLINES | | | ALLEGiant AIRLINES | | | DELTA AIRLINES | | | UNITED AIRLINES | | |
|----------------|-----------------|-------|----------|--------------------|---------|----------|----------------|---------|----------|-----------------|---------|----------|
| | 2019 | 2020 | % Change | 2019 | 2020 | % Change | 2019 | 2020 | % Change | 2019 | 2020 | % Change |
| January | 1,225 | 1,068 | -13% | 144,702 | 81,286 | -44% | 40,955 | 72,517 | 77% | 40,955 | 72,517 | 77% |
| February | 625 | 1,225 | 32% | 72,645 | 67,368 | -7% | 20,192 | 68,889 | 340% | 20,192 | 68,889 | 340% |
| March | 1,221 | 1,039 | -15% | 73,530 | 64,618 | -12% | 45,798 | 49,716 | 9% | 45,798 | 49,716 | 9% |
| April | 1,221 | 209 | -83% | 73,125 | 31,649 | -57% | 43,027 | 56,911 | 33% | 43,027 | 56,911 | 33% |
| May | 2,465 | 87 | -97% | 75,775 | 57,024 | -25% | 44,787 | 61,138 | 40% | 44,787 | 61,138 | 40% |
| June | 1,450 | 664 | -55% | 74,439 | 47,870 | -36% | 40,879 | 76,111 | 86% | 40,879 | 76,111 | 86% |
| August | | | | | | | | | | | | |
| September | | | | | | | | | | | | |
| October | | | | | | | | | | | | |
| November | | | | | | | | | | | | |
| December | | | | | | | | | | | | |
| Year To Date | 8,637 | 4,223 | -51% | 512,396 | 389,355 | -24% | 244,539 | 389,282 | 58% | 244,539 | 389,282 | 58% |

| Enplaned Cargo | ALASKA AIRLINES | | | ALLEGiant AIRLINES | | | DELTA AIRLINES | | | UNITED AIRLINES | | |
|----------------|-----------------|------------|----------|--------------------|------------|----------|----------------|------------|----------|-----------------|------------|----------|
| | 2019 | TOTAL 2020 | % Change | 2019 | TOTAL 2020 | % Change | 2019 | TOTAL 2020 | % Change | 2019 | TOTAL 2020 | % Change |
| January | 186,889 | 154,891 | -17% | | | | | | | | | |
| February | 102,762 | 137,482 | 34% | | | | | | | | | |
| March | 120,529 | 115,173 | -4% | | | | | | | | | |
| April | 115,909 | 308,280 | 266% | | | | | | | | | |
| May | 123,127 | 122,249 | -1% | | | | | | | | | |
| June | 118,768 | 144,165 | 24% | | | | | | | | | |
| August | | | | | | | | | | | | |
| September | | | | | | | | | | | | |
| October | | | | | | | | | | | | |
| November | | | | | | | | | | | | |
| December | | | | | | | | | | | | |
| Year To Date | 765,572 | 782,860 | 2% | | | | | | | | | |



| Enplaned Cargo | ALASKA AIRLINES | | | ALLEGiant AIRLINES | | | DELTA AIRLINES | | | UNITED AIRLINES | | |
|----------------|-----------------|--------|----------|--------------------|---------|----------|----------------|---------|----------|-----------------|---------|----------|
| | 2019 | 2020 | % Change | 2019 | 2020 | % Change | 2019 | 2020 | % Change | 2019 | 2020 | % Change |
| January | 4,295 | 5,649 | 32% | 65,219 | 48,923 | -26% | 95,100 | 52,109 | -45% | 95,100 | 52,109 | -45% |
| February | 5,131 | 7,200 | 41% | 55,469 | 42,619 | -23% | 90,745 | 56,713 | -38% | 90,745 | 56,713 | -38% |
| March | 5,465 | 4,839 | -11% | 60,506 | 44,292 | -27% | 97,999 | 57,334 | -42% | 97,999 | 57,334 | -42% |
| April | 6,231 | 3,214 | -48% | 52,461 | 30,871 | -41% | 88,995 | 48,475 | -46% | 88,995 | 48,475 | -46% |
| May | 8,518 | 6,016 | -30% | 57,941 | 35,708 | -38% | 112,056 | 61,209 | -45% | 112,056 | 61,209 | -45% |
| June | 6,279 | 5,203 | -17% | 57,567 | 30,865 | -46% | 99,227 | 66,750 | -33% | 99,227 | 66,750 | -33% |
| August | | | | | | | | | | | | |
| September | | | | | | | | | | | | |
| October | | | | | | | | | | | | |
| November | | | | | | | | | | | | |
| December | | | | | | | | | | | | |
| Year To Date | 35,919 | 32,031 | -11% | 330,087 | 293,078 | -11% | 594,168 | 322,500 | -46% | 594,168 | 322,500 | -46% |

| Enplaned Cargo | ALASKA AIRLINES | | | ALLEGiant AIRLINES | | | DELTA AIRLINES | | | UNITED AIRLINES | | |
|----------------|-----------------|------------|----------|--------------------|------------|----------|----------------|------------|----------|-----------------|------------|----------|
| | 2019 | TOTAL 2020 | % Change | 2019 | TOTAL 2020 | % Change | 2019 | TOTAL 2020 | % Change | 2019 | TOTAL 2020 | % Change |
| January | 184,708 | 106,683 | -42% | | | | | | | | | |
| February | 151,279 | 106,622 | -30% | | | | | | | | | |
| March | 163,930 | 86,265 | -47% | | | | | | | | | |
| April | 138,078 | 102,180 | -26% | | | | | | | | | |
| May | 178,515 | 122,933 | -31% | | | | | | | | | |
| June | 143,078 | 122,818 | -14% | | | | | | | | | |
| August | | | | | | | | | | | | |
| September | | | | | | | | | | | | |
| October | | | | | | | | | | | | |
| November | | | | | | | | | | | | |
| December | | | | | | | | | | | | |
| Year To Date | 961,174 | 647,699 | -33% | | | | | | | | | |



| Aircraft Operations | ALASKA AIRLINES | | | ALLEGiant AIRLINES | | | DELTA AIRLINES | | | UNITED AIRLINES | | |
|---------------------|-----------------|------------|----------|--------------------|------------|----------|----------------|------------|----------|-----------------|------------|----------|
| | 2019 | TOTAL 2020 | % Change | 2019 | TOTAL 2020 | % Change | 2019 | TOTAL 2020 | % Change | 2019 | TOTAL 2020 | % Change |
| January | 3,437 | 4,384 | 26% | | | | | | | | | |
| February | 2,833 | 4,589 | 62% | | | | | | | | | |
| March | 4,220 | 3,770 | -10% | | | | | | | | | |
| April | 4,807 | 1,624 | -66% | | | | | | | | | |
| May | 4,713 | 1,894 | -59% | | | | | | | | | |
| June | 5,430 | 4,580 | -16% | | | | | | | | | |
| August | | | | | | | | | | | | |
| September | | | | | | | | | | | | |
| October | | | | | | | | | | | | |
| November | | | | | | | | | | | | |
| December | | | | | | | | | | | | |
| Year To Date | 25,440 | 23,041 | -9% | | | | | | | | | |

