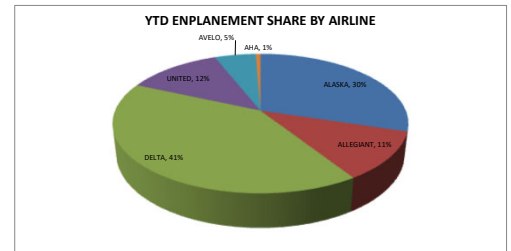
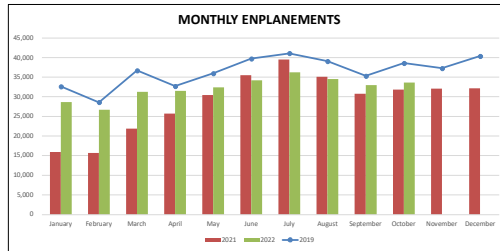


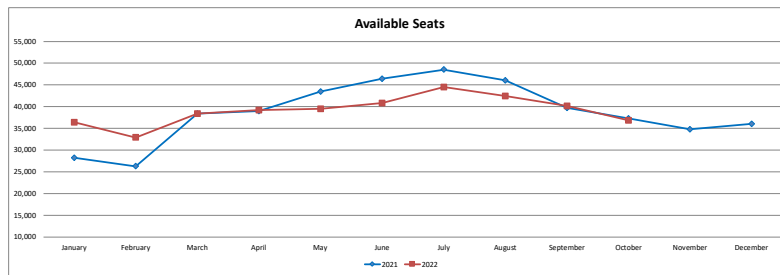
**TRI-CITIES AIRPORT
MONTHLY AIRLINE ACTIVITY REPORT
OCTOBER 2022**

| Enplanements | ALASKA | | | ALLEGiant | | | DELTA | | | UNITED | | | AVELO | | | AHA | | | CHARTERS | | |
|--------------|--------|--------|----------|-----------|--------|----------|---------|---------|----------|--------|--------|----------|-------|-------|----------|-------|------|----------|----------|------|-----|
| | 2021 | 2022 | % Change | 2021 | 2022 | % Change | 2021 | 2022 | % Change | 2021 | 2022 | % Change | 2021 | 2022 | % Change | 2021 | 2022 | % Change | 2021 | 2022 | |
| January | 5,637 | 9,901 | 76% | 2,033 | 2,228 | 10% | 5,684 | 11,988 | 111% | 2,536 | 3,136 | 24% | | 1,247 | 100% | | 130 | 100% | 32 | 0 | |
| February | 6,669 | 7,969 | 19% | 1,746 | 2,517 | 44% | 4,893 | 11,050 | 126% | 2,405 | 3,553 | 48% | | 1,421 | 100% | | 215 | 100% | 0 | 0 | |
| March | 9,063 | 9,763 | 8% | 2,480 | 2,863 | 15% | 7,398 | 13,022 | 76% | 2,943 | 3,737 | 27% | | 1,603 | 100% | | 255 | 100% | 32 | 0 | |
| April | 11,036 | 9,663 | -12% | 2,520 | 2,796 | 11% | 8,495 | 13,064 | 54% | 3,567 | 3,879 | 9% | | 98 | 1,932 | 1871% | 203 | 100% | 95 | 0 | |
| May | 10,557 | 9,971 | -6% | 2,333 | 3,158 | 35% | 11,694 | 13,054 | 12% | 4,731 | 4,556 | -4% | | 1,132 | 1,485 | 31% | 182 | 100% | 114 | 0 | |
| June | 11,818 | 9,285 | -21% | 4,194 | 5,394 | 29% | 12,382 | 13,323 | 8% | 5,315 | 3,996 | -25% | | 1,782 | 1,916 | 8% | 311 | 100% | 38 | 0 | |
| July | 11,552 | 8,579 | -26% | 5,361 | 6,558 | 22% | 13,609 | 14,373 | 6% | 6,697 | 4,027 | -40% | | 2,305 | 2,322 | 1% | 406 | 100% | 0 | 0 | |
| August | 10,711 | 8,953 | -16% | 3,284 | 4,418 | 35% | 12,934 | 14,618 | 13% | 6,499 | 4,184 | -36% | | 1,619 | 2,089 | 29% | 284 | 100% | 0 | 0 | |
| September | 9,796 | 11,125 | 14% | 2,184 | 3,104 | 42% | 12,646 | 12,567 | -1% | 5,050 | 4,186 | -17% | | 1,136 | 1,978 | 76% | | End | 0 | 170 | |
| October | 9,165 | 10,639 | 16% | 2,652 | 2,981 | 12% | 13,763 | 14,123 | 3% | 5,069 | 4,533 | -11% | | 1,086 | 1,382 | 27% | | End | 49 | 64 | |
| Year To Date | 96,004 | 95,848 | 0% | 28,787 | 36,017 | 25% | 103,498 | 131,182 | 27% | 44,812 | 39,787 | -11% | | 9,148 | 17,375 | 90% | 62 | 1,986 | 100% | 360 | 234 |

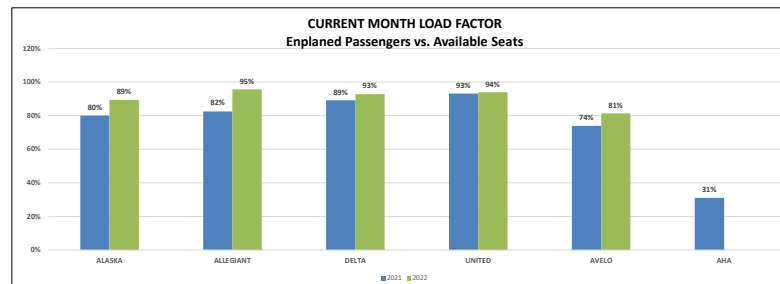
| Total Enplanements | 2019 | 2021 | 2022 | Current Year % Change |
|--------------------|---------|---------|---------|-----------------------|
| January | 32,613 | 15,890 | 28,630 | 80% |
| February | 28,628 | 15,713 | 26,725 | 70% |
| March | 36,686 | 21,884 | 31,243 | 43% |
| April | 32,743 | 25,716 | 31,537 | 23% |
| May | 35,973 | 30,447 | 32,406 | 6% |
| June | 39,711 | 35,491 | 34,225 | -4% |
| July | 41,085 | 39,524 | 36,265 | -8% |
| August | 39,092 | 35,047 | 34,546 | -1% |
| September | 35,332 | 30,802 | 32,960 | 7% |
| October | 38,579 | 31,797 | 33,658 | 6% |
| Year To Date | 360,442 | 282,311 | 322,195 | 14% |



| Available Seats | ALASKA | | | ALLEGiant | | | DELTA | | | UNITED | | | AVELO | | | AHA | | | TOTAL | | | |
|-----------------|---------|---------|----------|-----------|--------|----------|---------|---------|----------|--------|--------|----------|-------|--------|----------|-------|------|----------|--------|---------|----------|-----|
| | 2021 | 2022 | % Change | 2021 | 2022 | % Change | 2021 | 2022 | % Change | 2021 | 2022 | % Change | 2021 | 2022 | % Change | 2021 | 2022 | % Change | 2021 | 2022 | % Change | |
| January | 9,728 | 12,312 | 27% | 3,372 | 2,706 | -20% | 10,954 | 14,642 | 34% | 4,200 | 4,300 | 2% | | 1,890 | 100% | | 550 | 100% | 28,254 | 36,400 | 29% | |
| February | 10,260 | 9,804 | -4% | 2,643 | 2,841 | 7% | 9,450 | 13,562 | 44% | 3,920 | 4,076 | 4% | | 2,079 | 100% | | 550 | 100% | 26,273 | 32,912 | 25% | |
| March | 15,276 | 12,616 | -17% | 4,017 | 3,060 | -24% | 15,100 | 15,300 | 1% | 3,950 | 4,600 | 16% | | 2,268 | 100% | | 500 | 100% | 38,343 | 38,344 | 0% | |
| April | 15,732 | 13,528 | -14% | 3,705 | 2,967 | -20% | 15,066 | 15,098 | 0% | 4,250 | 4,526 | 6% | | 189 | 2,646 | 1300% | 400 | 100% | 38,942 | 39,165 | 1% | |
| May | 16,340 | 13,148 | -20% | 3,309 | 3,372 | 2% | 15,662 | 15,242 | -3% | 5,722 | 5,226 | -9% | | 2,457 | 1,890 | -23% | 600 | 100% | 43,490 | 39,478 | -9% | |
| June | 16,340 | 12,768 | -22% | 5,226 | 5,694 | 9% | 15,028 | 15,026 | 0% | 7,044 | 4,420 | -37% | | 2,457 | 2,268 | -8% | 650 | 100% | 46,395 | 40,826 | -12% | |
| July | 16,416 | 12,996 | -21% | 6,271 | 6,891 | 10% | 15,811 | 17,014 | 9% | 7,582 | 4,500 | -41% | | 2,646 | 2,457 | -7% | 650 | 100% | 48,526 | 44,508 | -8% | |
| August | 16,416 | 13,148 | -20% | 4,131 | 4,695 | 14% | 15,425 | 17,008 | 10% | 7,670 | 4,600 | -40% | | 2,415 | 2,457 | 2% | | End | 46,057 | 42,408 | -8% | |
| September | 14,136 | 15,352 | 9% | 2,904 | 3,186 | 10% | 15,049 | 14,570 | -3% | 5,638 | 4,550 | -19% | | 1,995 | 2,457 | 23% | | End | 39,722 | 40,115 | 1% | |
| October | 11,476 | 11,932 | 4% | 3,216 | 3,123 | -3% | 15,468 | 15,248 | -1% | 5,446 | 4,832 | -11% | | 1,470 | 1,701 | 16% | | End | 37,276 | 36,836 | -1% | |
| Year To Date | 142,120 | 127,604 | -10% | 39,094 | 38,535 | -1% | 142,813 | 152,710 | 7% | 55,422 | 45,630 | -18% | | 13,629 | 22,113 | 62% | 200 | 4,400 | 100% | 393,278 | 390,992 | -1% |



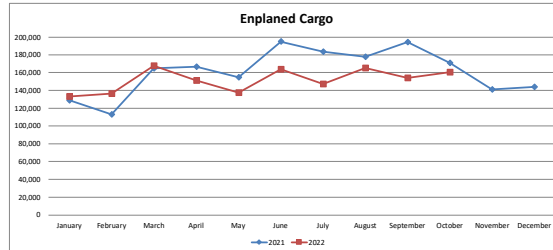
| Load Factor | ALASKA | | | ALLEGiant | | | DELTA | | | UNITED | | | AVELO | | | AHA | | | TOTAL | | | |
|--------------|--------|------|----------|-----------|------|----------|-------|------|----------|--------|------|----------|-------|------|----------|------|------|----------|---------|-------|----------|--|
| | 2021 | 2022 | % Change | 2021 | 2022 | % Change | 2021 | 2022 | % Change | 2021 | 2022 | % Change | 2021 | 2022 | % Change | 2021 | 2022 | % Change | 2021 | 2022 | % Change | |
| January | 58% | 80% | 22% | 60% | 82% | 22% | 52% | 82% | 30% | 60% | 73% | 13% | | 66% | 100% | | 24% | 100% | 56% | 79% | 22% | |
| February | 65% | 81% | 16% | 66% | 89% | 23% | 52% | 81% | 30% | 61% | 87% | 26% | | 68% | 100% | | 39% | 100% | 60% | 81% | 21% | |
| March | 59% | 77% | 18% | 62% | 94% | 32% | 49% | 85% | 36% | 75% | 81% | 7% | | 71% | 100% | | 51% | 100% | 57% | 81% | 24% | |
| April | 70% | 71% | 1% | 68% | 94% | 26% | 56% | 87% | 30% | 84% | 86% | 2% | | 52% | 73% | 21% | 51% | 100% | 66% | 81% | 14% | |
| May | 65% | 76% | 11% | 71% | 94% | 23% | 75% | 86% | 11% | 83% | 87% | 4% | | 46% | 79% | 32% | 30% | 100% | 70% | 82% | 12% | |
| June | 72% | 73% | 0% | 76% | 95% | 19% | 82% | 89% | 6% | 75% | 90% | 15% | | 73% | 84% | 12% | 48% | 100% | 76% | 84% | 7% | |
| July | 70% | 66% | -4% | 85% | 95% | 10% | 87% | 84% | -3% | 88% | 89% | 1% | | 87% | 95% | 7% | 62% | 100% | 81% | 81% | 0% | |
| August | 65% | 68% | 3% | 79% | 94% | 15% | 84% | 86% | 2% | 85% | 91% | 6% | | 67% | 85% | 18% | 57% | 100% | 76% | 81% | 5% | |
| September | 69% | 72% | 3% | 75% | 97% | 22% | 84% | 86% | 2% | 80% | 92% | 2% | | 56% | 81% | 24% | | End | 78% | 82% | 5% | |
| October | 80% | 89% | 9% | 82% | 95% | 13% | 89% | 93% | 4% | 93% | 94% | 1% | | 74% | 81% | 7% | | End | 85% | 91% | 6% | |
| Year To Date | | | | | | | | | | | | | | | | | | 31% | 8/22/22 | -100% | | |



**TRI-CITIES AIRPORT
MONTHLY AIRLINE ACTIVITY REPORT
OCTOBER 2022**

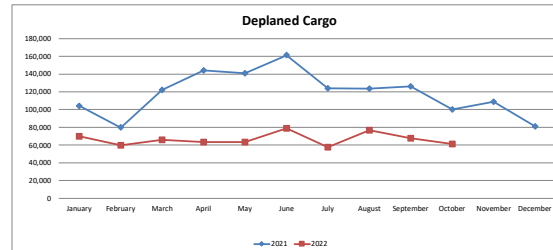
| Enplaned Cargo | ALASKA AIRLINES | | | FEDEX/Empire | | | UPS/Amerflight | | |
|----------------|-----------------|--------|---------|--------------|---------|---------|----------------|---------|---------|
| | 2021 | 2022 | %Change | 2021 | 2022 | %Change | 2021 | 2022 | %Change |
| January | 754 | 3,521 | 367% | 64,938 | 67,751 | 4% | 63,228 | 61,949 | -2% |
| February | 3,063 | 8,158 | 166% | 52,083 | 67,422 | 29% | 58,032 | 60,884 | 5% |
| March | 2,400 | 7,734 | 222% | 78,650 | 82,421 | 5% | 83,588 | 77,713 | -7% |
| April | 1,157 | 2,867 | 148% | 79,026 | 77,502 | -2% | 86,385 | 70,652 | -18% |
| May | 1,780 | 2,312 | 30% | 75,222 | 70,971 | -6% | 77,740 | 64,121 | -18% |
| June | 1,739 | 1,607 | -8% | 89,008 | 81,492 | -8% | 104,262 | 80,778 | -23% |
| July | 901 | 2,148 | 138% | 85,946 | 76,143 | -11% | 96,601 | 68,841 | -29% |
| August | 1,085 | 3,065 | 182% | 85,549 | 82,181 | -4% | 91,024 | 80,090 | -12% |
| September | 1,027 | 2,928 | 185% | 109,682 | 72,823 | -34% | 83,685 | 78,439 | -6% |
| October | 1,046 | 3,519 | 236% | 105,059 | 83,340 | -21% | 64,915 | 73,659 | 13% |
| Year To Date | 14,952 | 37,859 | 153% | 825,163 | 762,046 | -8% | 809,460 | 717,126 | -11% |

| Enplaned Cargo | 2021 | TOTAL 2022 | %Change |
|----------------|-----------|------------|---------|
| January | 128,920 | 133,221 | 3% |
| February | 113,178 | 135,464 | 21% |
| March | 164,638 | 167,868 | 2% |
| April | 166,568 | 151,021 | -9% |
| May | 154,742 | 137,404 | -11% |
| June | 195,009 | 163,877 | -16% |
| July | 183,448 | 147,132 | -20% |
| August | 177,658 | 165,336 | -7% |
| September | 194,394 | 154,190 | -21% |
| October | 171,020 | 160,518 | -6% |
| Year To Date | 1,649,575 | 1,517,031 | -8% |

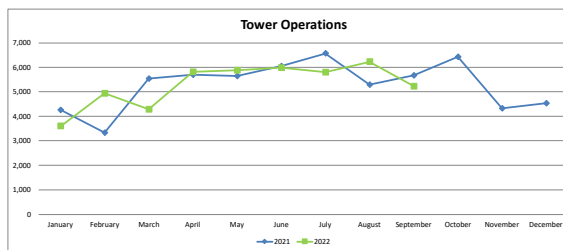


| Deplaned Cargo | ALASKA AIRLINES | | | FEDEX/Empire | | | UPS/Amerflight | | |
|----------------|-----------------|--------|---------|--------------|--------|---------|----------------|---------|---------|
| | 2021 | 2022 | %Change | 2021 | 2022 | %Change | 2021 | 2022 | %Change |
| January | 5,107 | 9,500 | 86% | 51,236 | 3,080 | -94% | 47,730 | 57,374 | 20% |
| February | 8,353 | 1,762 | -79% | 38,277 | 2,881 | -92% | 33,238 | 54,912 | 65% |
| March | 6,493 | 2,463 | -62% | 49,976 | 2,155 | -96% | 65,836 | 61,294 | -7% |
| April | 5,515 | 8,830 | 60% | 74,943 | 1,101 | -99% | 63,644 | 53,409 | -16% |
| May | 9,661 | 8,212 | -15% | 52,313 | 1,020 | -98% | 78,881 | 54,240 | -31% |
| June | 6,385 | 8,945 | 40% | 66,553 | 498 | -99% | 88,517 | 69,441 | -22% |
| July | 8,917 | 9,712 | 9% | 45,554 | 332 | -99% | 69,487 | 47,650 | -31% |
| August | 7,751 | 12,259 | 58% | 55,506 | 353 | -99% | 60,309 | 64,056 | 6% |
| September | 8,172 | 11,027 | 35% | 56,130 | 569 | -99% | 61,725 | 55,900 | -9% |
| October | 7,199 | 8,844 | 23% | 48,973 | 901 | -98% | 43,922 | 51,419 | 17% |
| Year To Date | 73,553 | 81,554 | 11% | 539,461 | 12,890 | -98% | 613,289 | 569,695 | -7% |

| Deplaned Cargo | 2021 | TOTAL 2022 | %Change |
|----------------|-----------|------------|---------|
| January | 104,073 | 69,954 | -33% |
| February | 79,868 | 59,555 | -25% |
| March | 122,305 | 65,912 | -46% |
| April | 144,102 | 63,340 | -56% |
| May | 140,855 | 63,472 | -55% |
| June | 161,455 | 78,884 | -51% |
| July | 123,958 | 57,694 | -53% |
| August | 123,566 | 76,668 | -38% |
| September | 126,027 | 67,496 | -46% |
| October | 100,094 | 61,164 | -39% |
| Year To Date | 1,226,303 | 664,139 | -46% |



| Tower Operations | 2021 | TOTAL 2022 | %Change |
|------------------|--------|------------|---------|
| January | 4,259 | 3,606 | -15% |
| February | 3,336 | 4,935 | 48% |
| March | 5,542 | 4,291 | -23% |
| April | 5,697 | 5,811 | 2% |
| May | 5,640 | 5,882 | 4% |
| June | 6,046 | 5,984 | -1% |
| July | 6,569 | 5,800 | -12% |
| August | 5,295 | 6,227 | 18% |
| September | 5,672 | 5,232 | -8% |
| October | 6,425 | n/a | |
| Year To Date | 54,481 | 47,768 | -12% |



*October 2022 information not available.