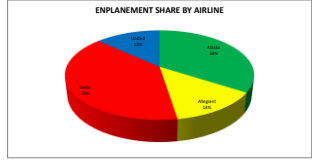


Enplanement	ALASKA AIRLINES			ALLEGIANT AIRLINES			DELTA AIRLINES			UNITED AIRLINES			TOTAL	
	2019	2020	% Change	2019	2020	% Change	2019	2020	% Change	2019	2020	% Change	2019	2020
January	12,682	13,213	7%	2,763	2,800	1%	12,485	13,168	5%	4,684	4,413	-6%	0	38
February	10,441	12,127	16%	2,788	2,177	-18%	10,647	11,953	12%	4,772	3,820	-24%	252	728
March	13,303	5,617	-58%	3,744	1,555	-58%	13,888	6,021	-57%	5,751	1,771	-69%	74	0
April	10,626	451	-96%	2,396	291	-88%	11,389	895	-92%	6,483	1,017	-84%	372	0
May	11,735	1,343	-89%	2,979	1,278	-57%	11,966	1,878	-84%	7,233	372	-95%	0	0
June	10,521	2,897	-72%	4,913	2,331	-53%	11,512	3,211	-72%	6,325	481	-92%	209	13
July	10,276	1,726	-83%	5,432	2,766	-49%	10,810	4,942	-54%	6,547	2,304	-65%	110	37
August	10,108	3,367	-67%	3,467	2,879	-17%	10,837	5,969	-45%	6,680	2,155	-67%	202	0
September	9,888	3,329	-66%	2,660	1,813	-31%	10,853	6,056	-44%	6,621	2,468	-63%	86	0
October														
November														
December														
Year To Date	99,898	45,661	-53%	31,612	18,372	-42%	115,427	53,851	-53%	54,936	18,173	-67%	1,205	307

	2019	TOTAL 2020	% Change
January	32,613	34,204	4%
February	28,626	30,177	6%
March	36,686	14,964	-59%
April	32,742	1,756	-95%
May	35,973	4,671	-87%
June	39,711	9,811	-75%
July	41,085	11,718	-71%
August	39,092	14,730	-62%
September	35,132	11,686	-67%
October			
November			
December			
Year To Date	321,863	137,007	-57%

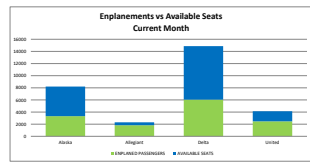


Available Seats	ALASKA AIRLINES			ALLEGIANT AIRLINES			DELTA AIRLINES			UNITED AIRLINES			TOTAL	
	2019	2020	% Change	2019	2020	% Change	2019	2020	% Change	2019	2020	% Change	2019	2020
January	15,808	15,124	-4%	3,123	2,976	-5%	16,469	15,544	-6%	5,525	5,291	-4%	40,935	38,915
February	12,336	14,896	21%	3,507	2,820	-20%	13,233	14,188	7%	5,740	4,336	-25%	34,746	36,230
March	15,580	12,464	-20%	4,171	3,039	-27%	16,112	14,770	-8%	6,766	4,265	-38%	41,631	34,438
April	15,048	3,040	-80%	3,861	1,416	-63%	15,721	5,126	-67%	8,928	1,846	-79%	41,508	12,428
May	15,960	3,040	-81%	3,486	2,373	-32%	16,188	5,822	-64%	8,515	1,150	-87%	44,149	12,385
June	13,908	3,040	-78%	5,589	4,068	-27%	20,150	7,992	-61%	7,411	800	-89%	47,028	15,900
July	13,908	8,208	-41%	6,057	3,112	-48%	22,240	12,836	-42%	7,482	1,816	-76%	49,687	28,772
August	13,832	7,528	-45%	3,484	4,388	17%	21,880	13,366	-39%	7,896	1,915	-76%	47,219	31,449
September	12,660	8,208	-35%	3,132	2,510	-20%	21,230	14,870	-30%	7,965	4,132	-48%	44,459	35,220
October														
November														
December														
Year To Date	128,977	75,548	-41%	36,642	27,222	-26%	182,210	107,514	-41%	65,488	29,477	-55%	399,312	239,757

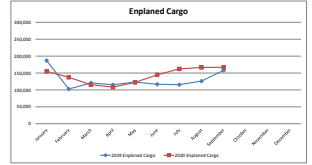


AIRLINE	2019		2020	
	AVAILABLE SEATS	ENPLANED PAS. FACTOR	AVAILABLE SEATS	ENPLANED PAS. FACTOR
ALASKA	12,692	9,908	77%	
ALLEGIANT	3,132	2,856	91%	
DELTA	21,230	16,813	79%	
UNITED	7,365	6,014	82%	
All AIRLINES	44,419	35,592	80%	

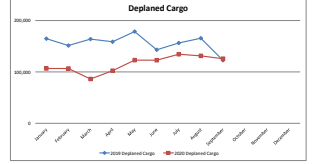
AIRLINE	2020		2019	
	AVAILABLE SEATS	ENPLANED PAS. FACTOR	AVAILABLE SEATS	ENPLANED PAS. FACTOR
ALASKA	8,208	3,329	41%	
ALLEGIANT	2,310	1,833	79%	
DELTA	14,870	6,056	41%	
UNITED	4,132	2,468	60%	
All AIRLINES	29,320	13,686	46%	



Enplaned Cargo	ALASKA AIRLINES			ALLEGIANT AIRLINES			DELTA AIRLINES			UNITED AIRLINES			TOTAL	
	2019	2020	% Change	2019	2020	% Change	2019	2020	% Change	2019	2020	% Change	2019	2020
January	1,225	1,068	-13%	144,702	81,266	-44%	40,955	72,517	77%	40,955	72,517	77%	147,847	156,300
February	625	1,225	32%	72,645	67,368	-7%	29,192	68,889	136%	40,955	72,517	77%	147,847	156,300
March	1,221	1,039	-15%	73,510	64,618	-12%	45,798	49,716	9%	40,955	72,517	77%	147,847	156,300
April	1,221	209	-83%	73,295	31,469	-57%	45,798	49,716	9%	40,955	72,517	77%	147,847	156,300
May	2,565	87	-97%	75,775	57,824	-24%	44,787	61,138	40%	40,955	72,517	77%	147,847	156,300
June	1,450	604	-58%	74,439	47,470	-36%	45,798	76,111	66%	40,955	72,517	77%	147,847	156,300
July	1,479	349	-76%	69,203	74,813	8%	44,900	86,979	94%	40,955	72,517	77%	147,847	156,300
August	1,187	720	-39%	70,860	76,323	8%	43,036	67,465	56%	40,955	72,517	77%	147,847	156,300
September	1,118	637	-43%	75,137	75,503	0%	45,153	90,813	111%	40,955	72,517	77%	147,847	156,300
October														
November														
December														
Year To Date	12,401	5,929	-52%	736,001	617,994	-16%	416,050	654,539	57%	416,050	654,539	57%	1,232,101	1,309,073



Deplaned Cargo	ALASKA AIRLINES			ALLEGIANT AIRLINES			DELTA AIRLINES			UNITED AIRLINES			TOTAL	
	2019	2020	% Change	2019	2020	% Change	2019	2020	% Change	2019	2020	% Change	2019	2020
January	4,295	5,649	32%	65,219	48,923	-26%	95,100	52,109	-45%	40,955	72,517	77%	206,569	173,558
February	5,131	7,200	41%	55,403	42,619	-23%	90,745	56,713	-38%	40,955	72,517	77%	206,569	173,558
March	5,465	4,839	-11%	60,506	44,292	-27%	97,959	57,334	-42%	40,955	72,517	77%	206,569	173,558
April	6,231	3,214	-48%	51,461	50,074	-3%	88,995	48,476	-45%	40,955	72,517	77%	206,569	173,558
May	8,518	6,016	-29%	57,941	55,708	-4%	112,056	61,209	-45%	40,955	72,517	77%	206,569	173,558
June	6,279	5,203	-17%	37,567	50,865	37%	99,227	69,790	-30%	40,955	72,517	77%	206,569	173,558
July	5,797	5,880	1%	41,486	57,615	39%	107,288	71,292	-34%	40,955	72,517	77%	206,569	173,558
August	7,885	5,363	-32%	46,741	48,355	3%	110,948	77,460	-30%	40,955	72,517	77%	206,569	173,558
September	4,693	6,820	45%	47,817	50,857	6%	67,999	67,915	0%	40,955	72,517	77%	206,569	173,558
October														
November														
December														
Year To Date	56,263	49,794	-11%	467,931	449,905	-4%	885,463	539,217	-39%	416,050	654,539	57%	1,309,073	1,232,101



Aircraft Operations	ALASKA AIRLINES			ALLEGIANT AIRLINES			DELTA AIRLINES			UNITED AIRLINES			TOTAL	
	2019	2020	% Change	2019	2020	% Change	2019	2020	% Change	2019	2020	% Change	2019	2020
January	3,437	4,384	26%	4,838	4,589	-5%	4,838	4,589	-5%	4,838	4,589	-5%	19,051	18,151
February	2,833	4,589	63%	4,838	4,589	-5%	4,838	4,589	-5%	4,838	4,589	-5%	19,051	18,151
March	4,220	3,770	-10%	4,838	4,589	-5%	4,838	4,589	-5%	4,838	4,589	-5%	19,051	18,151
April	4,837	1,824	-62%	4,838	4,589	-5%	4,838	4,589	-5%	4,838	4,589	-5%	19,051	18,151
May	4,713	3,894	-17%	4,838	4,589	-5%	4,838	4,589	-5%	4,838	4,589	-5%	19,051	18,151
June	5,430	4,589	-16%	4,838	4,589	-5%	4,838	4,589	-5%	4,838	4,589	-5%	19,051	18,151
July	5,076	4,843	-5%	4,838	4,589	-5%	4,838	4,589	-5%	4,838	4,589	-5%	19,051	18,151
August	5,030	5,009	0%	4,838	4,589	-5%	4,838	4,589	-5%	4,838	4,589	-5%	19,051	18,151
September	4,445	3,753	-16%	4,838	4,589	-5%	4,838	4,589	-5%	4,838	4,589	-5%	19,051	18,151
October														
November														
December														
Year To Date	39,991	36,746	-8%	48,384	45,894	-5%	48,384	45,894</						