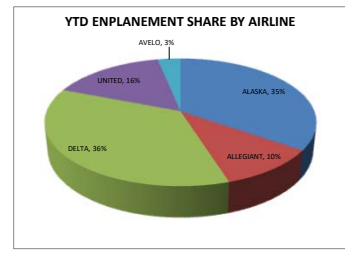
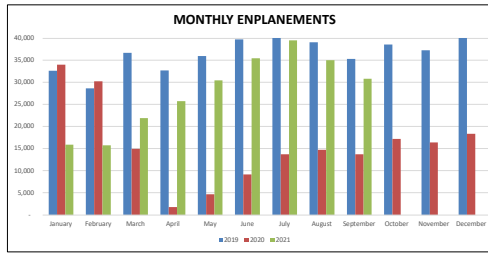


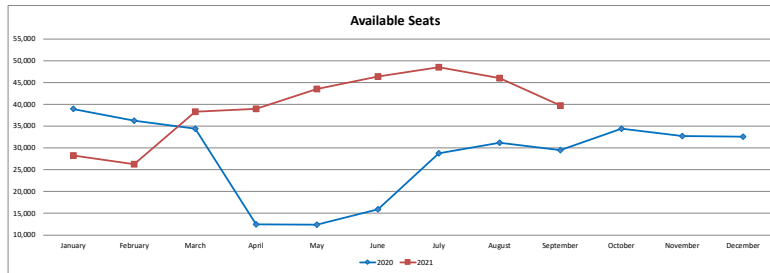
**TRI-CITIES AIRPORT
MONTHLY AIRLINE ACTIVITY REPORT
SEPTEMBER 2021**

Enplanements	ALASKA			ALLEGIAN			DELTA			UNITED			AVELO			CHARTERS	
	2020	2021	% Change	2020	2021	% Change	2020	2021	% Change	2020	2021	% Change	2020	2021	% Change	2020	2021
January	13,623	5,637	-59%	2,800	2,033	-27%	13,168	5,684	-57%	4,413	2,536	-43%				38	32
February	12,327	6,669	-46%	2,377	1,746	-27%	11,953	4,893	-59%	3,620	2,405	-34%				219	0
March	5,617	9,063	61%	1,555	2,480	59%	6,021	7,398	23%	1,771	2,943	66%				0	32
April	432	11,036	2455%	292	2,520	763%	805	8,495	955%	227	3,567	1471%				0	95
May	1,343	10,557	686%	1,278	2,333	83%	1,678	11,694	597%	372	4,731	1172%	Start 4/29/21	98		0	114
June	2,897	11,818	308%	2,592	4,194	62%	3,211	12,382	286%	481	5,315	1005%				1782	13
July	3,726	11,552	210%	2,766	5,361	94%	4,942	13,609	175%	2,304	6,697	191%				2305	37
August	3,367	10,711	218%	2,879	3,284	14%	5,969	12,934	117%	2,515	6,499	158%				1619	54
September	3,329	9,796	194%	1,833	2,184	19%	6,056	12,646	109%	2,468	5,050	105%				1126	36
Year To Date	46,661	86,839	86%	18,372	26,135	42%	53,803	89,735	67%	18,171	39,743	119%				8,062	397
																	311

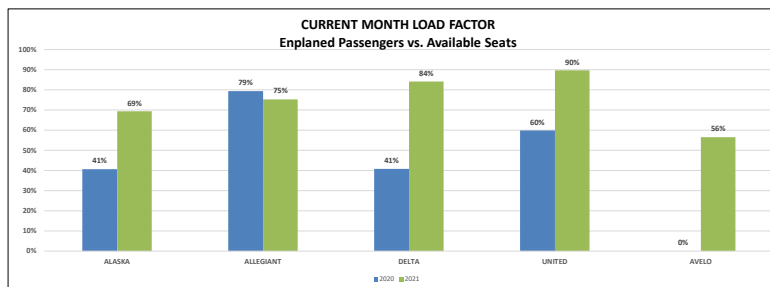
Total Enplanements	2019	2020	2021	Current Year % Change
January	32,613	34,004	15,890	-53%
February	28,628	30,277	15,713	-48%
March	36,686	14,964	21,884	46%
April	32,743	1,756	25,716	1364%
May	35,973	4,671	30,447	552%
June	39,711	9,181	35,491	287%
July	41,085	13,738	39,524	188%
August	39,092	14,730	35,047	138%
September	35,332	13,686	30,802	125%
Year To Date	321,863	137,007	250,514	83%



Available Seats	ALASKA			ALLEGIAN			DELTA			UNITED			AVELO			TOTAL	
	2020	2021	% Change	2020	2021	% Change	2020	2021	% Change	2020	2021	% Change	2020	2021	% Change	2020	2021
January	15,124	9,728	-36%	2,976	3,372	13%	15,544	10,954	-30%	5,291	4,200	-21%				38,935	28,254
February	14,896	10,260	-31%	2,820	2,643	-6%	14,188	9,450	-33%	4,326	3,920	-9%				36,230	26,273
March	12,464	15,276	23%	3,039	4,017	32%	14,770	15,100	2%	4,165	3,950	-5%				34,438	38,343
April	3,040	15,732	418%	1,416	3,705	162%	6,126	15,066	146%	1,846	4,250	130%				12,428	38,942
May	3,040	16,340	438%	2,373	3,209	39%	5,822	15,662	169%	1,150	5,722	398%	Start 4/28/21	189		12,385	43,490
June	3,040	16,340	438%	4,068	5,526	36%	7,992	15,028	88%	800	7,044	781%				15,900	46,395
July	8,208	16,416	100%	3,912	6,271	60%	12,836	15,611	22%	3,816	7,582	99%				28,772	48,526
August	7,524	16,416	118%	4,308	4,131	-4%	15,366	15,425	0%	3,951	7,670	94%				31,149	46,057
September	8,208	14,136	72%	2,310	2,904	26%	14,870	15,049	1%	4,132	5,638	36%				29,520	39,722
Year To Date	75,544	130,644	73%	27,222	35,878	32%	107,514	127,345	18%	29,477	49,976	70%				239,757	356,002



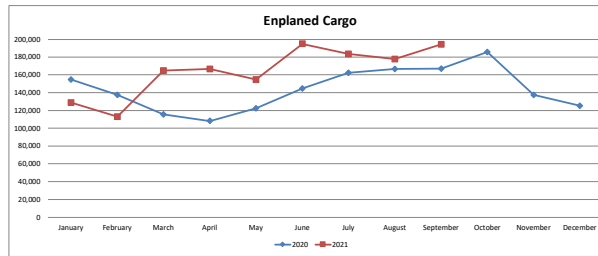
Load Factor	ALASKA			ALLEGIAN			DELTA			UNITED			AVELO			TOTAL	
	2020	2021	% Change	2020	2021	% Change	2020	2021	% Change	2020	2021	% Change	2020	2021	% Change	2020	2021
January	90%	58%	-32%	94%	60%	-34%	85%	52%	-33%	83%	60%	-23%				87%	56%
February	83%	65%	-18%	84%	66%	-18%	84%	52%	-32%	84%	61%	-22%				84%	60%
March	45%	59%	14%	51%	62%	11%	41%	49%	8%	43%	75%	32%				43%	57%
April	14%	70%	56%	21%	68%	47%	13%	56%	43%	12%	84%	72%				14%	66%
May	44%	65%	20%	54%	71%	17%	29%	75%	46%	32%	83%	50%	Start 4/28/21	0%		38%	70%
June	95%	72%	-23%	64%	76%	12%	40%	82%	42%	60%	75%	15%				58%	76%
July	45%	70%	25%	71%	85%	15%	39%	87%	49%	60%	88%	28%				48%	81%
August	45%	65%	20%	67%	79%	13%	39%	84%	45%	64%	85%	21%				47%	76%
September	41%	69%	29%	79%	75%	-4%	41%	84%	43%	60%	90%	30%				46%	78%



**TRI-CITIES AIRPORT
MONTHLY AIRLINE ACTIVITY REPORT
SEPTEMBER 2021**

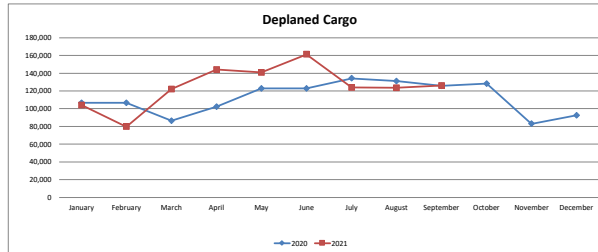
Enplaned Cargo	ALASKA AIRLINES			FEDEX/Empire			UPS/Ameriflight		
	2020	2021	%Change	2020	2021	%Change	2020	2021	%Change
January	1,068	754	-29%	81,306	64,938	-20%	72,517	63,228	-13%
February	1,225	3,063	150%	67,368	52,083	-23%	68,889	58,032	-16%
March	1,039	2,400	131%	64,618	78,650	22%	49,716	83,588	68%
April	200	1,157	479%	51,169	79,026	54%	56,911	86,385	52%
May	87	1,780	1946%	57,024	75,222	32%	65,138	77,740	19%
June	604	1,739	188%	67,870	89,008	31%	76,111	104,262	37%
July	349	901	158%	74,813	85,946	15%	86,979	96,601	11%
August	720	1,085	51%	78,323	85,549	9%	87,465	91,024	4%
September	637	1,027	61%	75,503	109,682	45%	90,813	83,685	-8%
Year To Date	5,929	13,906	135%	617,994	720,104	17%	654,539	744,545	14%

Enplaned Cargo	2020	TOTAL 2021	%Change
January	154,891	128,920	-17%
February	137,482	113,178	-18%
March	115,373	164,638	43%
April	108,280	166,568	54%
May	122,249	154,742	27%
June	144,585	195,009	35%
July	162,141	183,448	13%
August	166,508	177,658	7%
September	166,953	194,394	16%
Year To Date	1,278,462	1,478,555	16%



Deplaned Cargo	ALASKA AIRLINES			FEDEX/Empire			UPS/Ameriflight		
	2020	2021	%Change	2020	2021	%Change	2020	2021	%Change
January	5,649	5,107	-10%	48,923	51,236	5%	52,109	47,730	-9%
February	7,290	8,353	15%	42,619	38,277	-10%	56,713	33,238	-41%
March	4,639	6,493	40%	44,292	49,976	13%	37,334	65,836	76%
April	3,234	5,515	71%	50,671	74,943	48%	48,475	63,644	31%
May	6,016	9,661	61%	55,708	52,313	-6%	61,209	78,881	29%
June	5,203	6,385	23%	50,865	66,553	31%	66,750	88,517	33%
July	349	8,917	2455%	74,813	45,554	-39%	86,979	69,487	-20%
August	5,363	7,751	45%	48,355	55,506	15%	77,460	60,309	-22%
September	6,820	8,172	20%	50,857	56,130	10%	67,975	61,725	-9%
Year To Date	44,563	66,354	49%	467,103	490,488	5%	555,004	569,367	3%

Deplaned Cargo	2020	TOTAL 2021	%Change
January	106,681	104,073	-2%
February	106,622	79,868	-25%
March	86,265	122,305	42%
April	102,380	144,102	41%
May	122,933	140,855	15%
June	122,818	161,455	31%
July	134,397	123,958	-8%
August	131,178	123,566	-6%
September	125,652	126,027	0%
Year To Date	1,038,926	1,126,209	8%



Tower Operations	2020	TOTAL 2021	%Change
	January	4,384	4,259
February	4,589	3,336	-27%
March	3,770	5,542	47%
April	1,824	5,697	212%
May	3,894	5,640	45%
June	4,580	6,046	32%
July	4,943	6,569	33%
August	5,009	5,295	6%
September	3,753	5,672	51%
Year To Date	36,746	54,481	48%

